



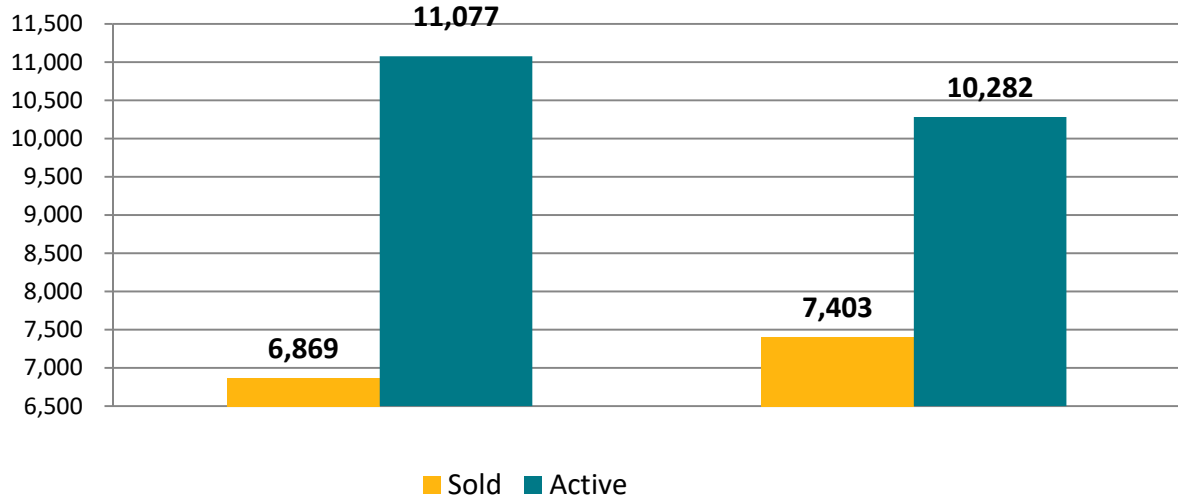
1Q 2017 Residential Market Report

Adams, Arapahoe, Broomfield, Denver, Douglas, Elbert & Jefferson Counties

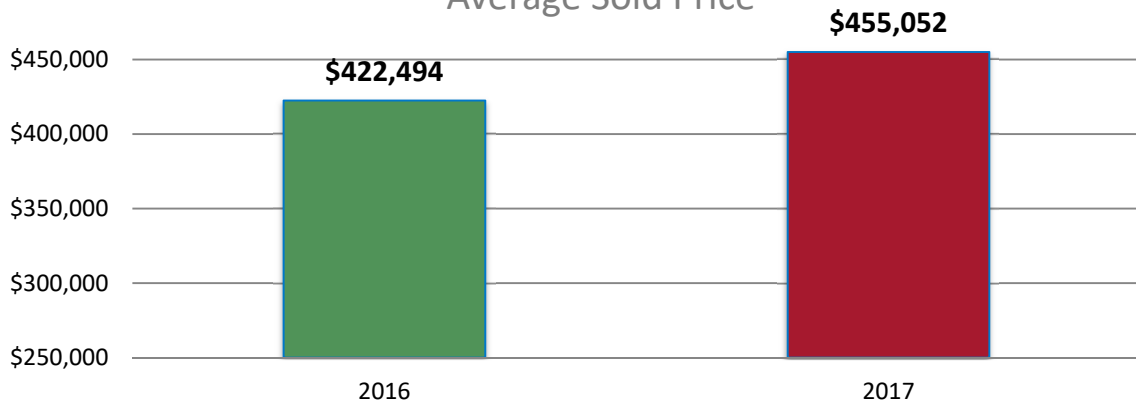
Detached - Single Family

	2016	2017	% Change YoY
Units Sold	6,869	7,403	7.8%
Avg DOM	34.6	33.3	-3.6%
Avg Sold Price	\$422,494	\$455,052	7.7%
Active Listings	11,077	10,282	-7.2%

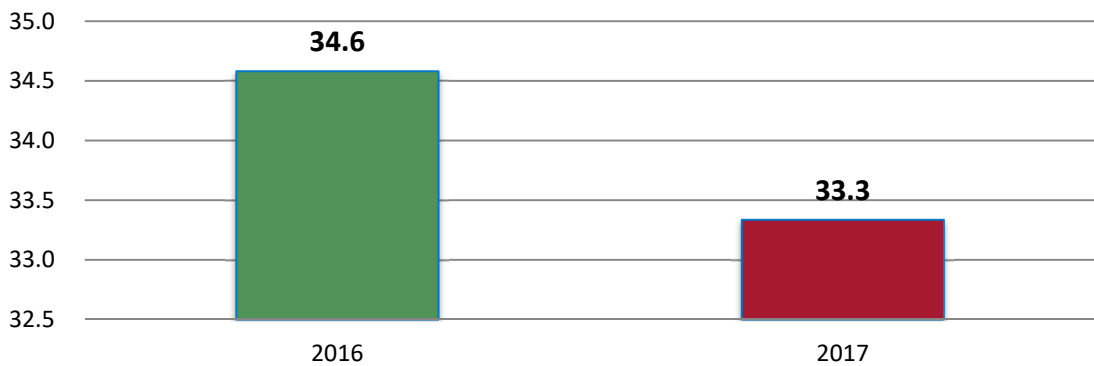
1Q Sold Units vs Active Listings



Average Sold Price



Days on Market



This representation is based in whole or in part on content supplied by REcolorado®. REcolorado® does not guarantee nor is it in any way responsible for its accuracy. Content maintained by REcolorado® may not reflect all real estate activity in the market.



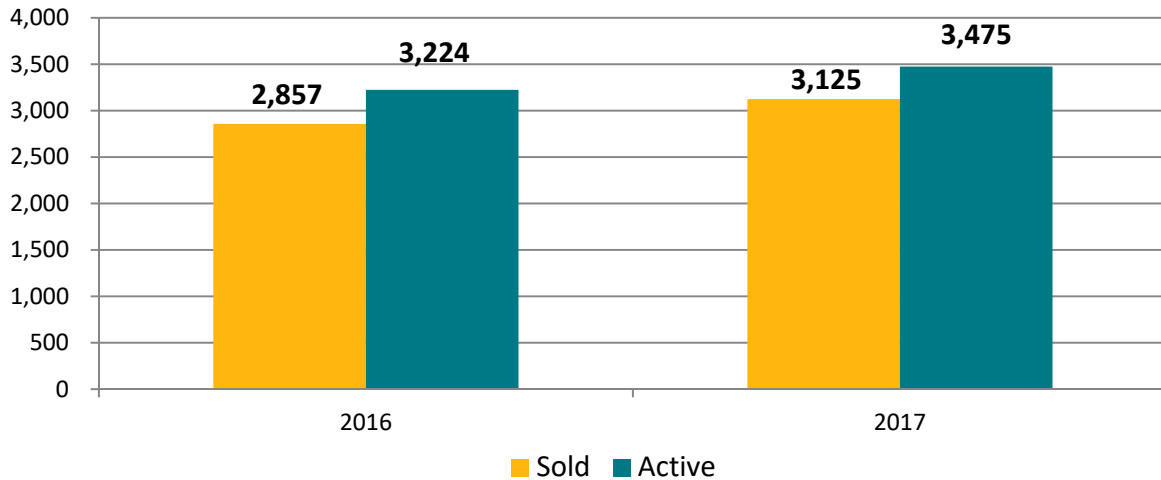
1Q 2017 Residential Market Report

Adams, Arapahoe, Broomfield, Denver, Douglas, Elbert & Jefferson Counties

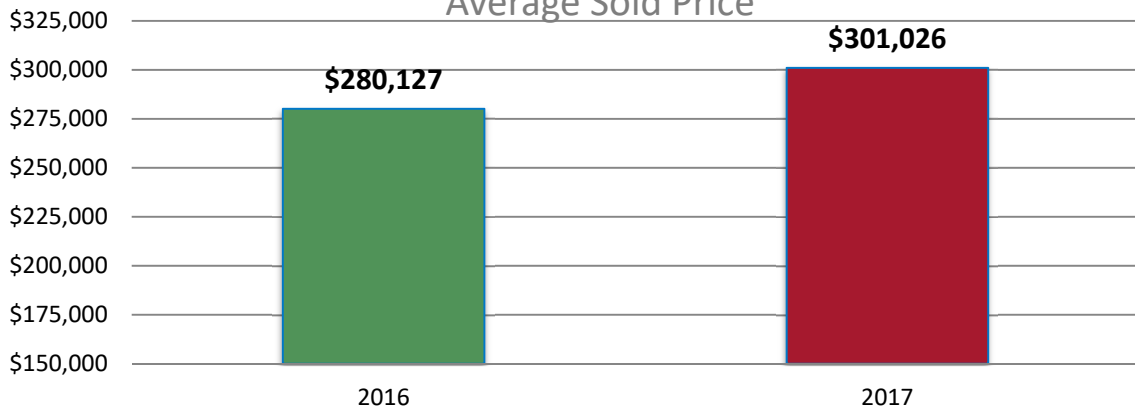
Attached Condo/Townhome

	2016	2017	% Change YoY
Units Sold	2,857	3,125	9.4%
Avg DOM	22.7	24.2	6.9%
Avg Sold Price	\$280,127	\$301,026	7.5%
Active Listings	3,224	3,475	7.8%

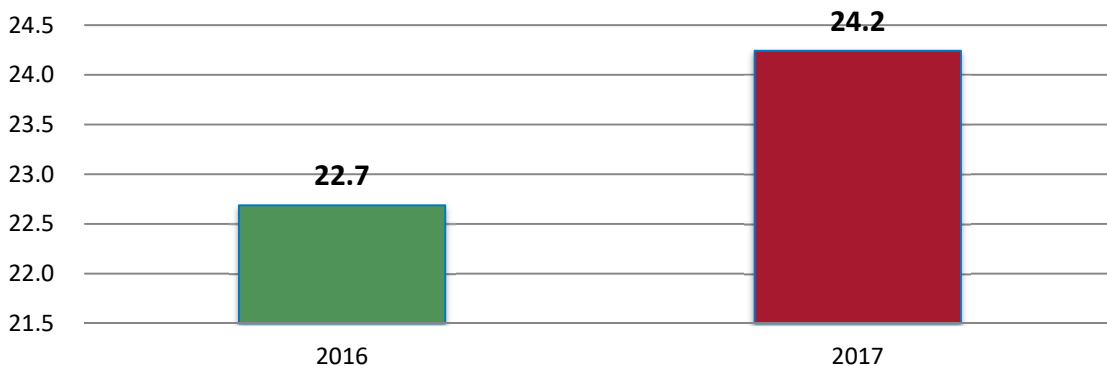
Sold Units vs Active Listings



Average Sold Price



Days on Market



This representation is based in whole or in part on content supplied by REcolorado®. REcolorado® does not guarantee nor is it in any way responsible for its accuracy. Content maintained by REcolorado® may not reflect all real estate activity in the market.



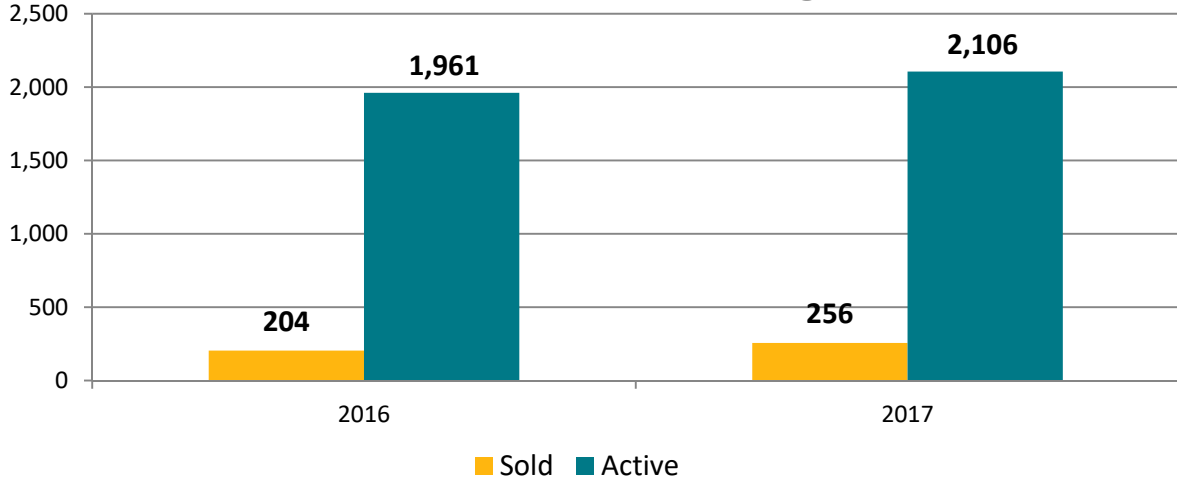
1Q 2017 Residential Market Report

Adams, Arapahoe, Broomfield, Denver, Douglas, Elbert & Jefferson Counties

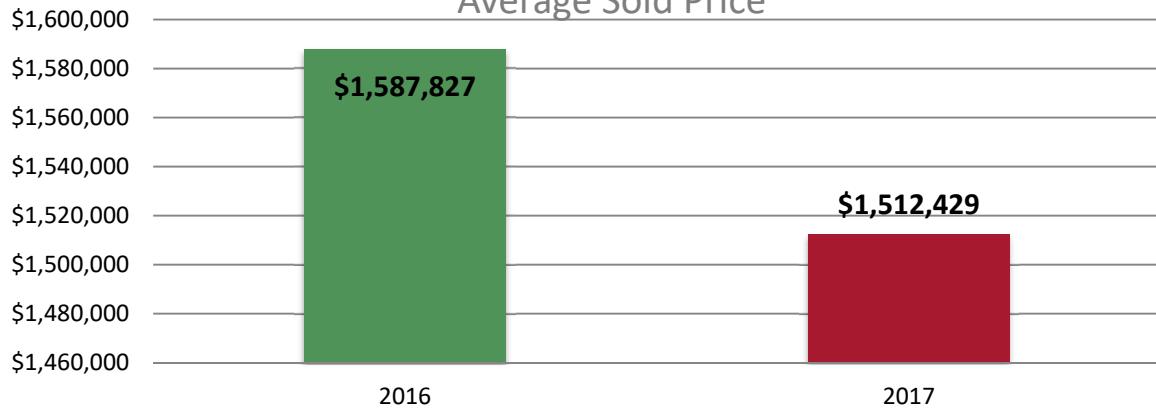
Over \$1,000,000

	2016	2017	% Change YoY
Units Sold	204	256	25.5%
Avg DOM	95.0	105.4	11.0%
Avg Sold Price	\$1,587,827	\$1,512,429	-4.7%
Active Listings	1,961	2,106	7.4%

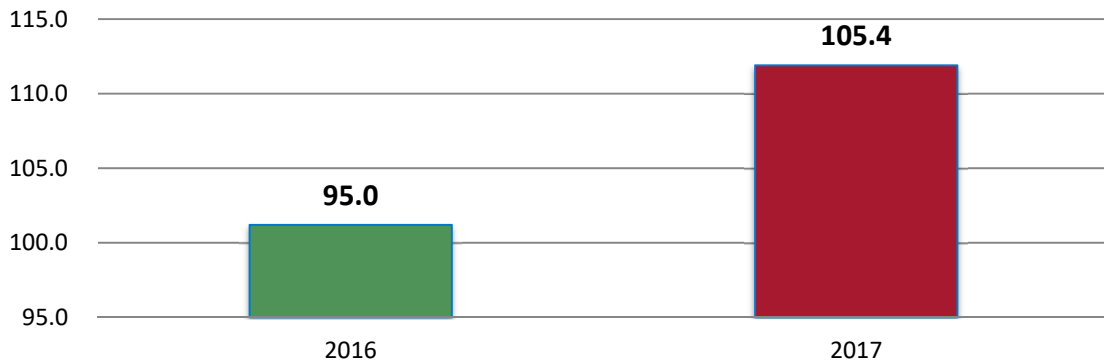
Sold Units vs Active Listings



Average Sold Price



Days on Market



This representation is based in whole or in part on content supplied by REcolorado®. REcolorado® does not guarantee nor is it in any way responsible for its accuracy. Content maintained by REcolorado® may not reflect all real estate activity in the market.