

# 2014 v 2015 Residential Market Report

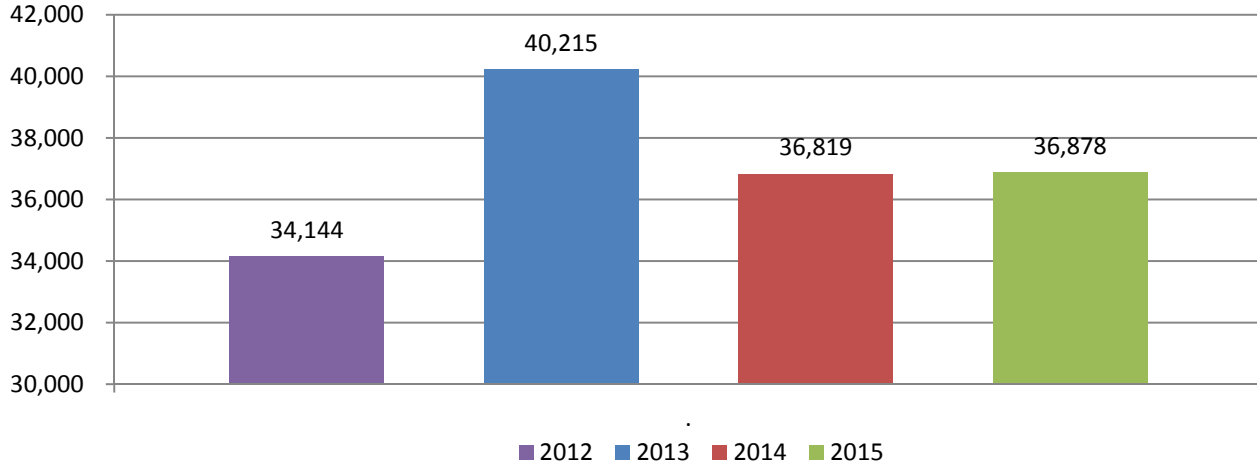
Adams, Arapahoe, Broomfield, Denver, Douglas, Elbert & Jefferson Counties



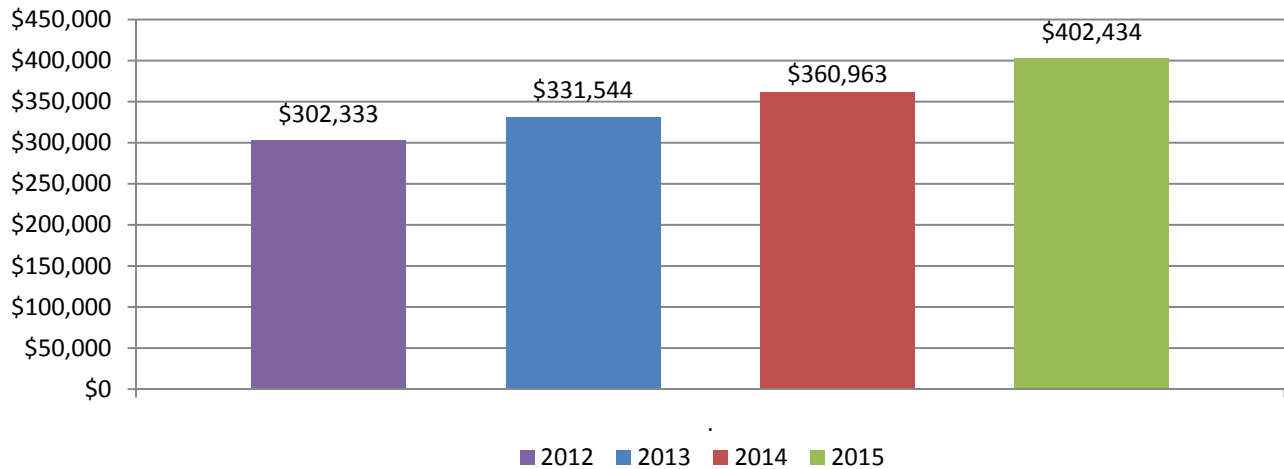
## Detached - Single Family

	2013	2014	2015	% Change YOY
Units Sold	40,215	36,819	36,878	0.2%
Avg DOM	51.8	39.8	26.3	-33.9%
Avg Sold Price	\$331,544	\$360,963	\$402,434	11.5%

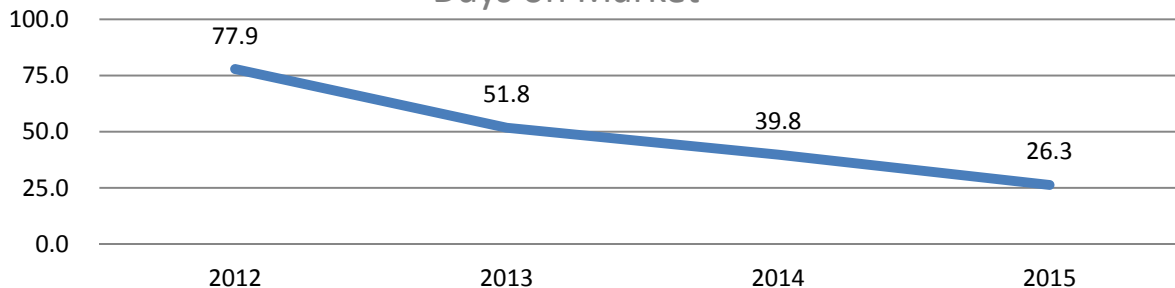
Sold Units



Average Sold Price



Days on Market



This representation is based in whole or in part on content supplied by REcolorado®. REcolorado® does not guarantee nor is it in any way responsible for its accuracy. Content maintained by REcolorado® may not reflect all real estate activity in the market.

# 2014 v 2015 Residential Market Report

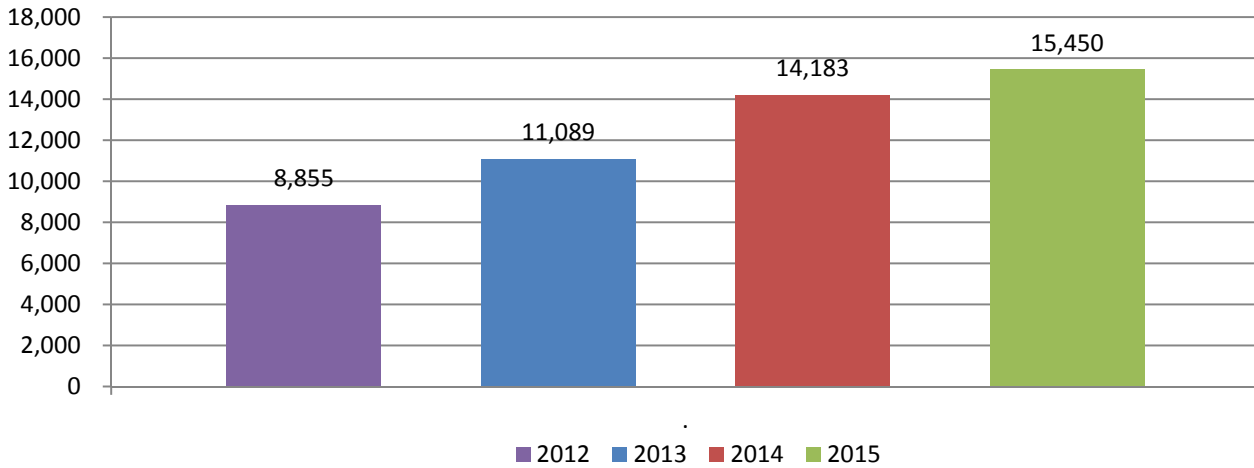
Adams, Arapahoe, Broomfield, Denver, Douglas, Elbert & Jefferson Counties



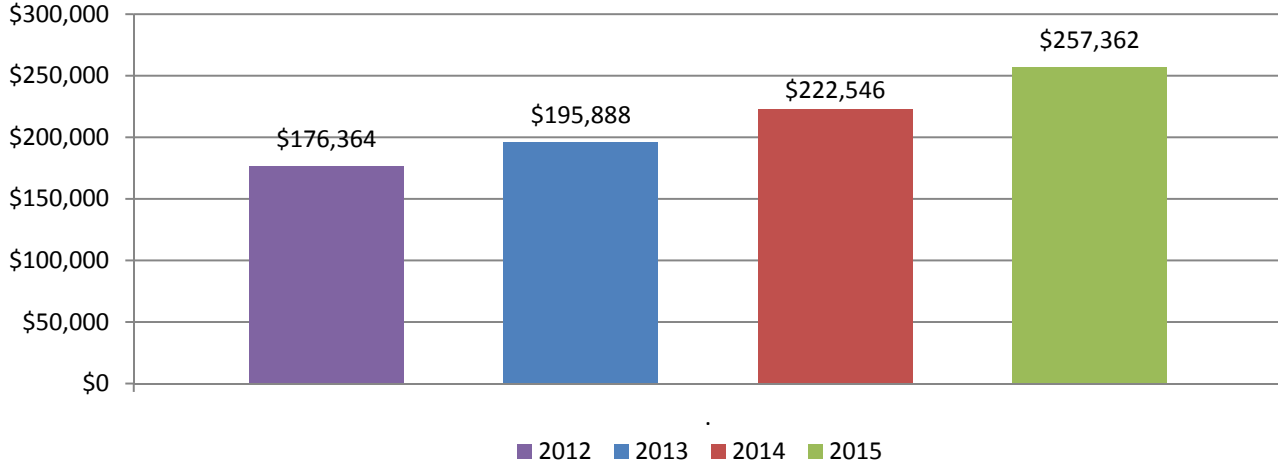
## Attached Condo/Townhome

	2013	2014	2015	% Change YOY
Units Sold	11,089	14,183	15,450	8.9%
Avg DOM	48.5	32.8	19.8	-39.7%
Avg Sold Price	\$195,888	\$222,546	\$257,362	15.6%

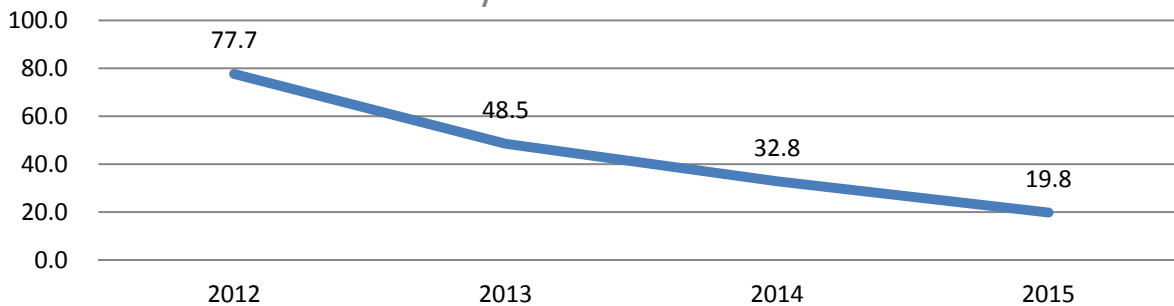
Sold Units



Average Sold Price



Days on Market



This representation is based in whole or in part on content supplied by REcolorado®. REcolorado® does not guarantee nor is it in any way responsible for its accuracy. Content maintained by REcolorado® may not reflect all real estate activity in the market.

# 2014 v 2015 Residential Market Report

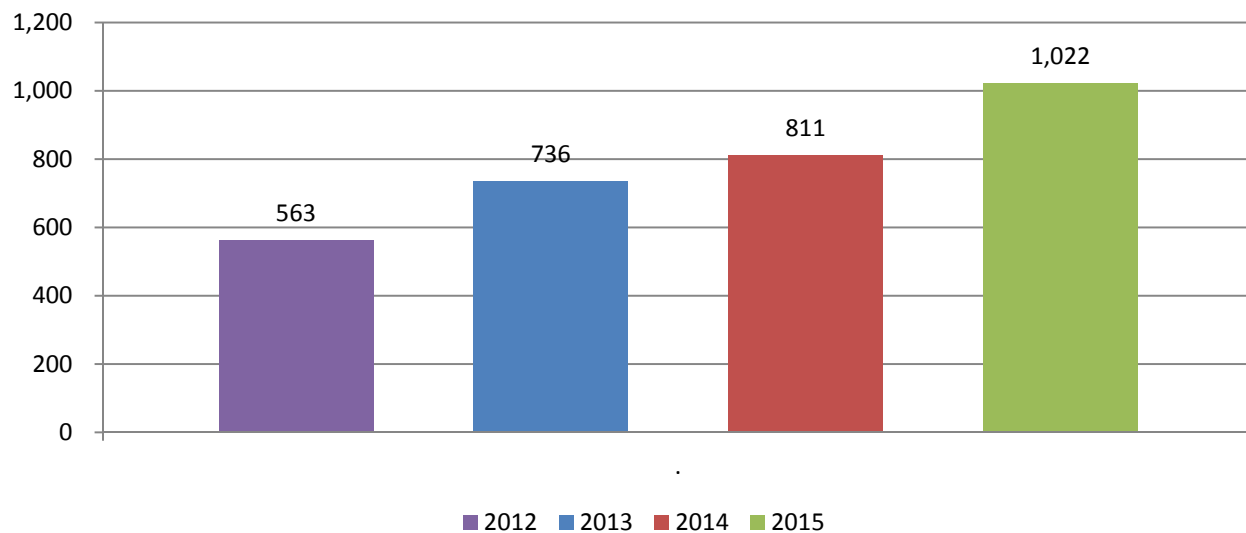
Adams, Arapahoe, Broomfield, Denver, Douglas, Elbert & Jefferson Counties



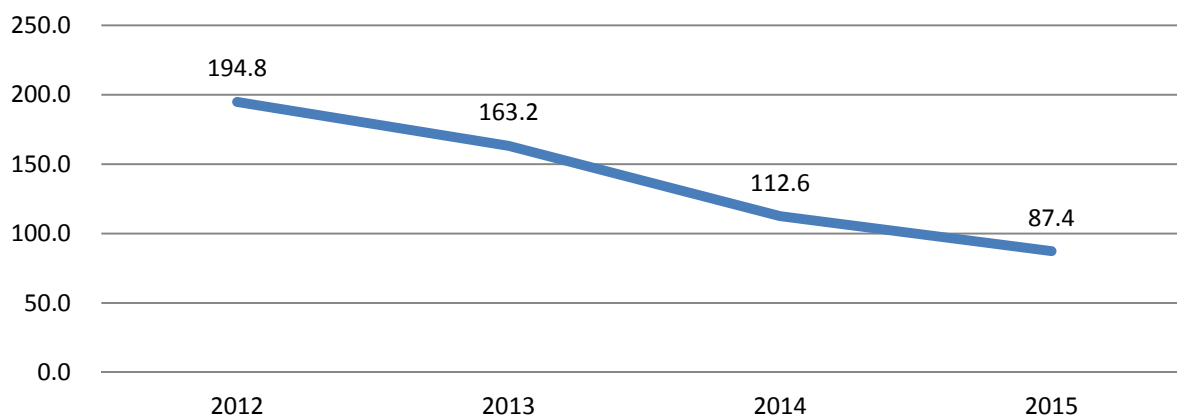
## Over \$1,000,000

	2013	2014	2015	% Change YOY
Units Sold	736	811	1,022	26.0%
Avg DOM	163.2	112.6	87.4	-22.4%

### Sold Units



### Days on Market



This representation is based in whole or in part on content supplied by REcolorado®. REcolorado® does not guarantee nor is it in any way responsible for its accuracy. Content maintained by REcolorado® may not reflect all real estate activity in the market.