

2017 Residential Market Report

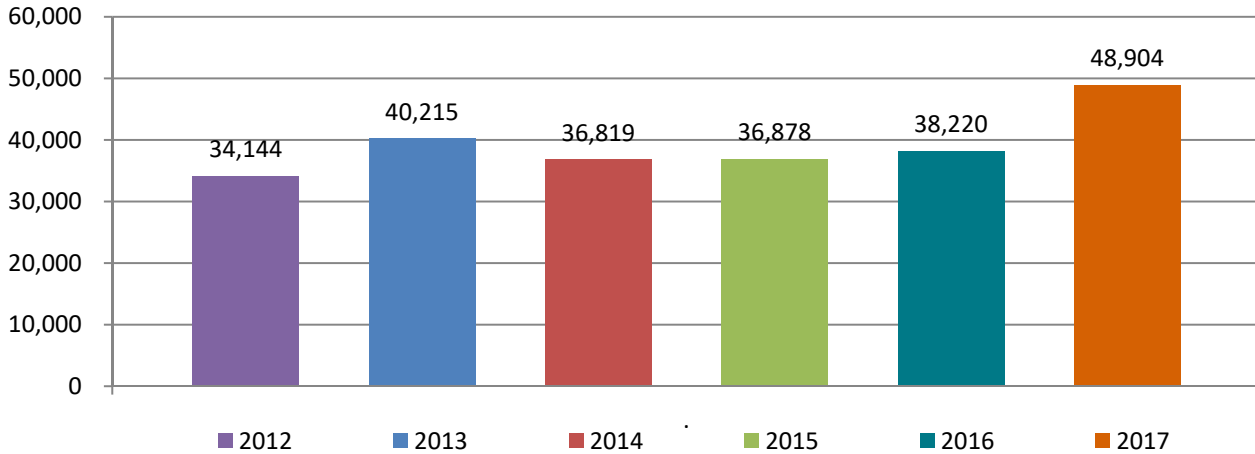
Adams, Arapahoe, Broomfield, Denver, Douglas, Elbert & Jefferson Counties



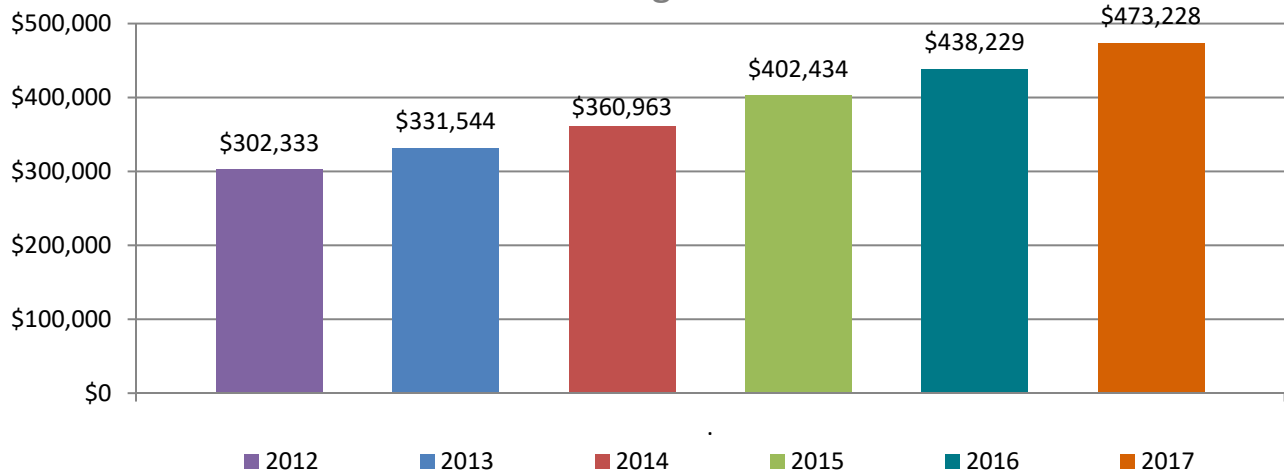
Detached - Single Family

	2015	2016	2017	% Change YOY
Units Sold	36,878	38,220	48,904	28.0%
Avg DOM	26.3	27.8	27.1	-2.6%
Avg Sold Price	\$402,434	\$438,229	\$473,228	8.0%

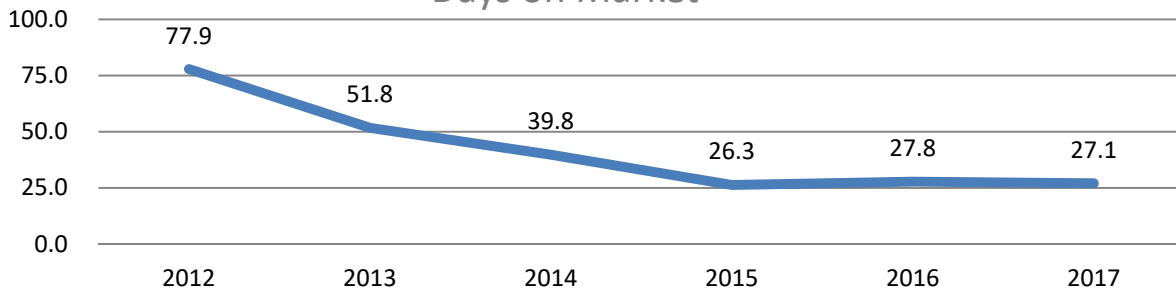
Sold Units



Average Sold Price



Days on Market



This representation is based in whole or in part on content supplied by REcolorado®. REcolorado® does not guarantee nor is it in any way responsible for its accuracy. Content maintained by REcolorado® may not reflect all real estate activity in the market.

2017 Residential Market Report

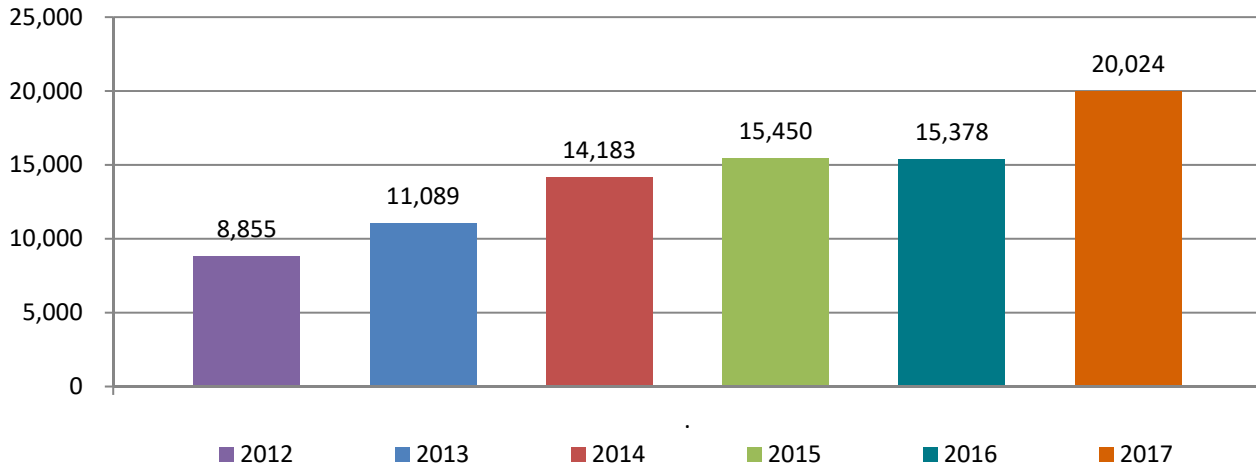
Adams, Arapahoe, Broomfield, Denver, Douglas, Elbert & Jefferson Counties



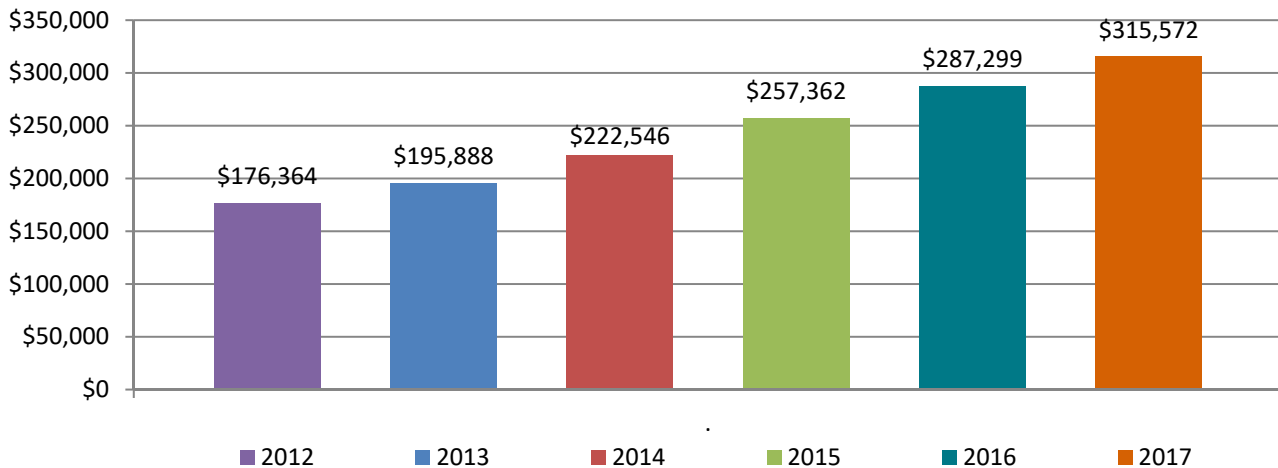
Attached Condo/Townhome

	2015	2016	2017	% Change YOY
Units Sold	15,450	15,378	20,024	30.2%
Avg DOM	19.8	19.3	21.5	11.1%
Avg Sold Price	\$257,362	\$287,299	\$315,572	9.8%

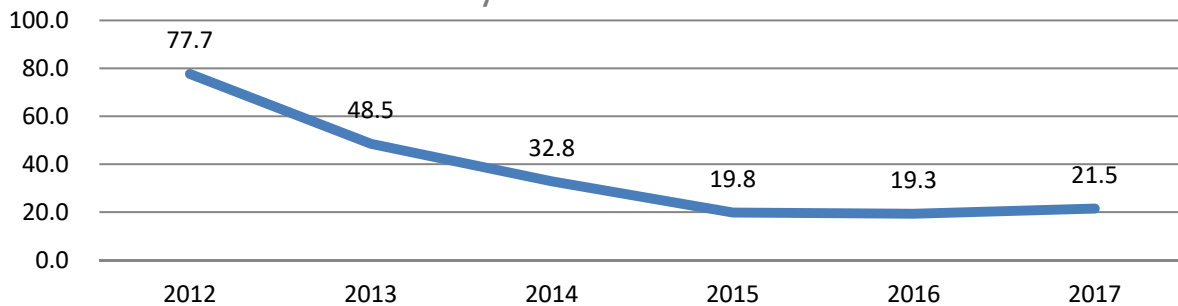
Sold Units



Average Sold Price



Days on Market



This representation is based in whole or in part on content supplied by REcolorado®. REcolorado® does not guarantee nor is it in any way responsible for its accuracy. Content maintained by REcolorado® may not reflect all real estate activity in the market.

2017 Residential Market Report

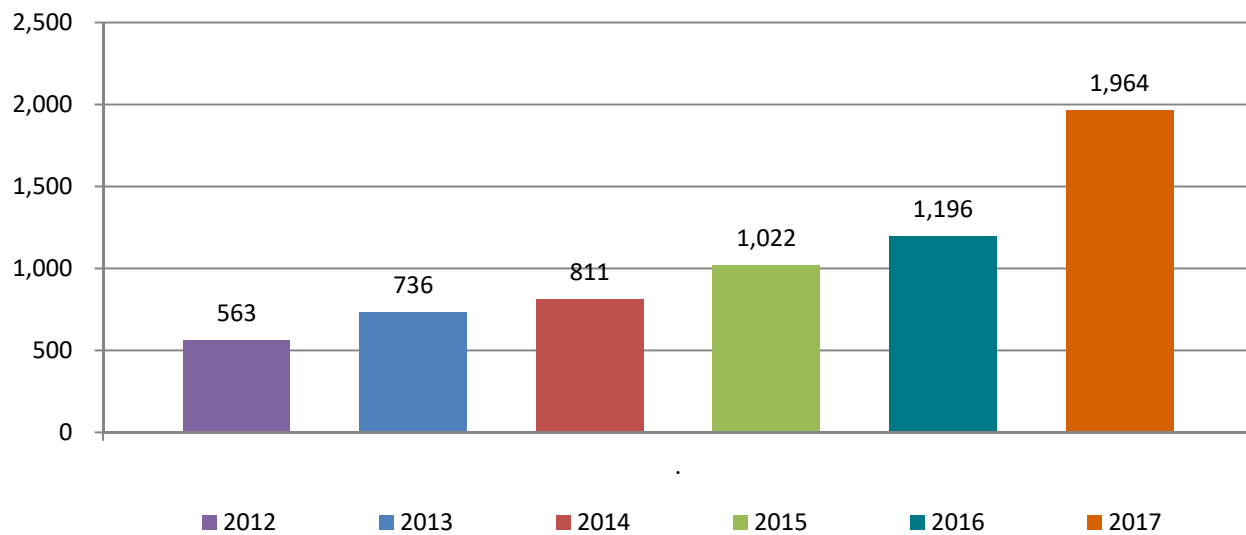
Adams, Arapahoe, Broomfield, Denver, Douglas, Elbert & Jefferson Counties



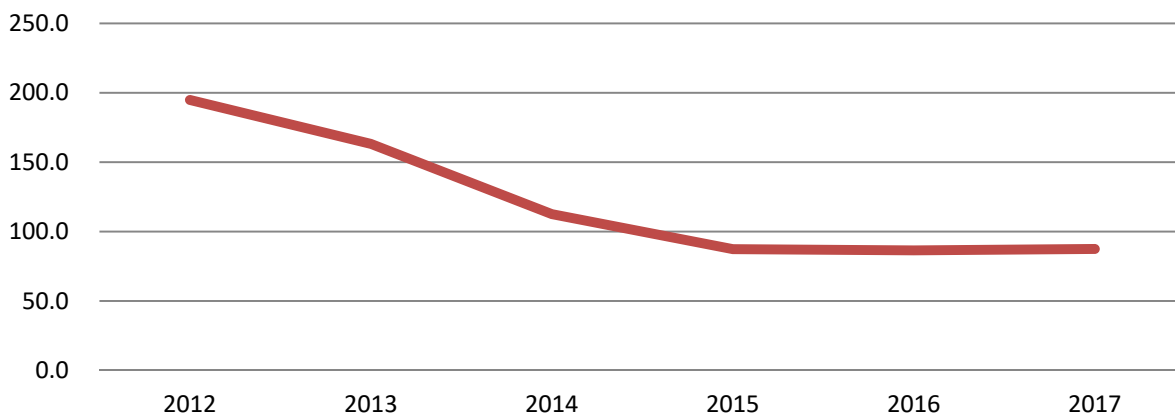
Over \$1,000,000

	2015	2016	2017	% Change YOY
Units Sold	1,022	1,196	1,964	64.2%
Avg DOM	87.4	86.5	87.5	1.2%

Sold Units



Days on Market



This representation is based in whole or in part on content supplied by REcolorado®. REcolorado® does not guarantee nor is it in any way responsible for its accuracy. Content maintained by REcolorado® may not reflect all real estate activity in the market.