



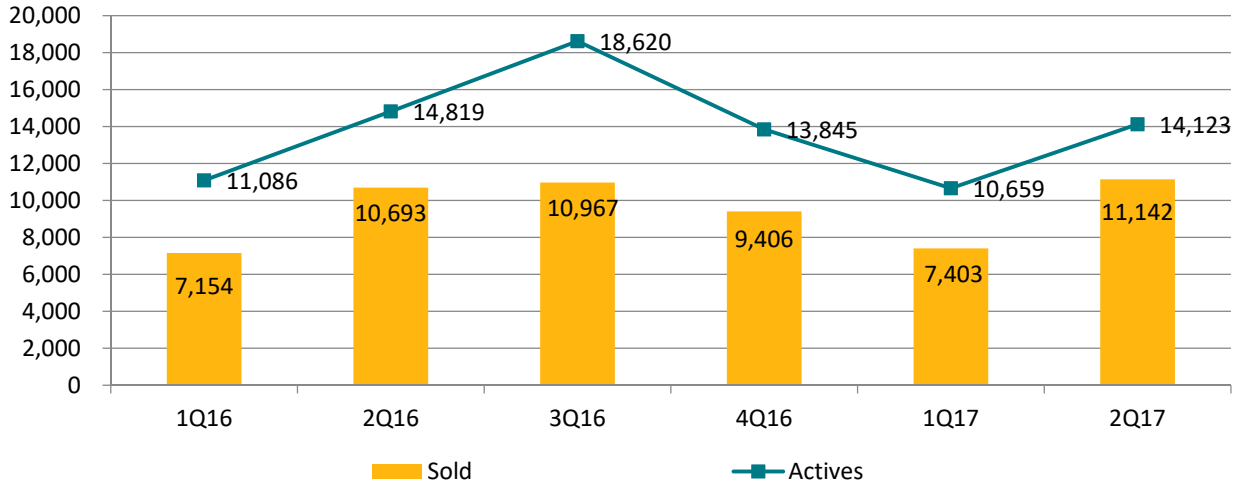
# 2Q 2017 Residential Market Report

Adams, Arapahoe, Broomfield, Denver, Douglas, Elbert & Jefferson Counties

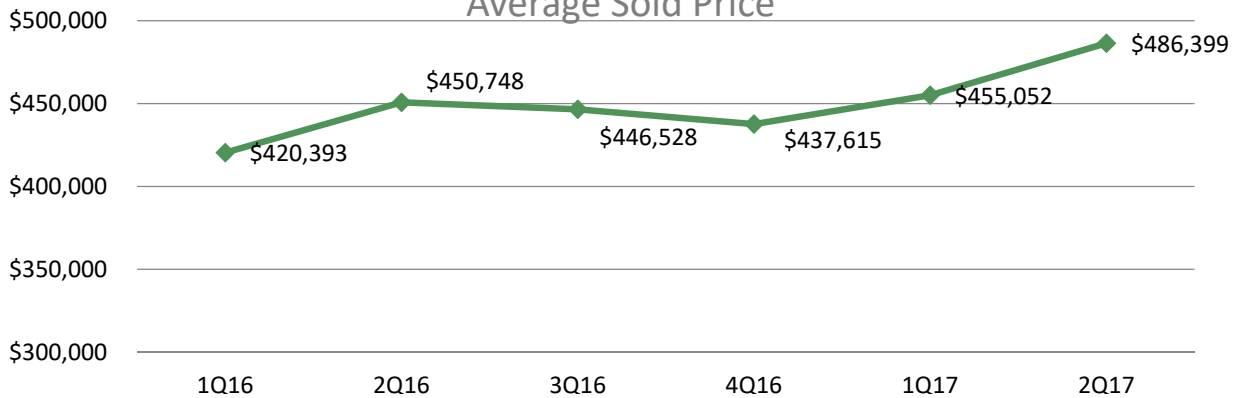
## Detached - Single Family

	2Q 2016	2Q 2017	% Change YoY
Units Sold	10,693	11,142	4.2%
Avg DOM	22.1	20.3	-8.0%
Avg Sold Price	\$450,748	\$486,399	7.9%
Active Listings	14,819	14,123	-4.7%

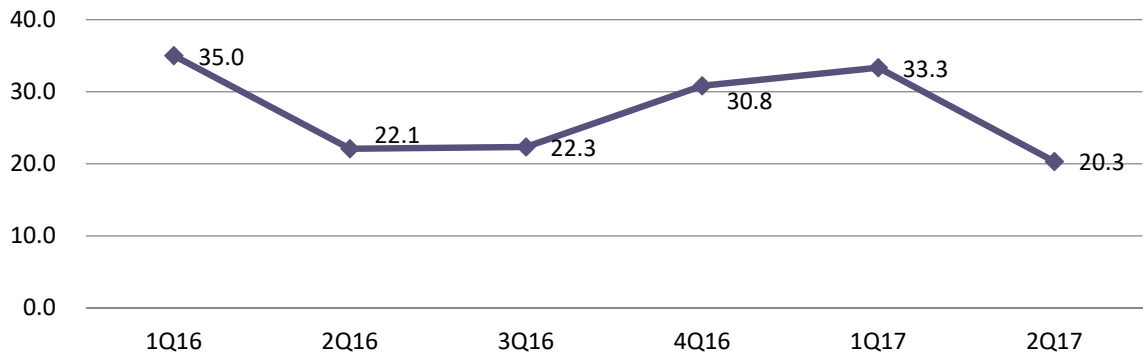
Sold Units vs Active Listings



Average Sold Price



Days on Market



This representation is based in whole or in part on content supplied by REcolorado®. REcolorado® does not guarantee nor is it in any way responsible for its accuracy. Content maintained by REcolorado® may not reflect all real estate activity in the market.



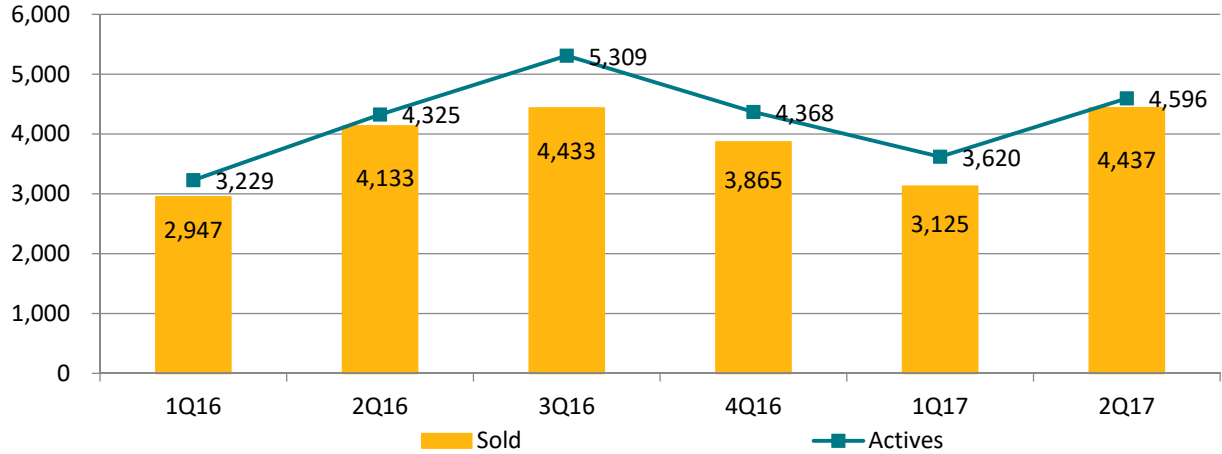
# 2Q 2017 Residential Market Report

Adams, Arapahoe, Broomfield, Denver, Douglas, Elbert & Jefferson Counties

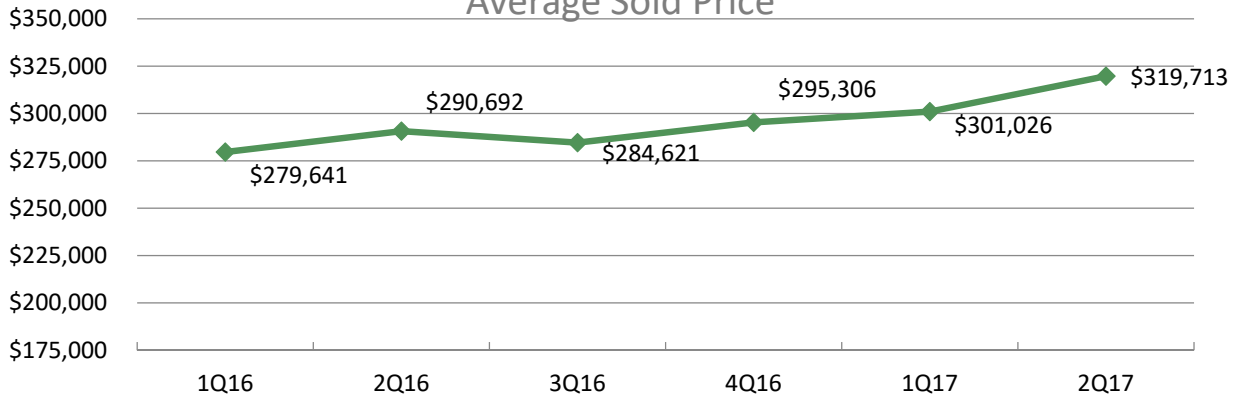
## Attached Condo/Townhome

	2Q 2016	2Q 2017	% Change YoY
Units Sold	4,133	4,437	7.4%
Avg DOM	15.4	17.1	10.8%
Avg Sold Price	\$290,692	\$319,713	10.0%
Active Listings	4,325	4,596	6.3%

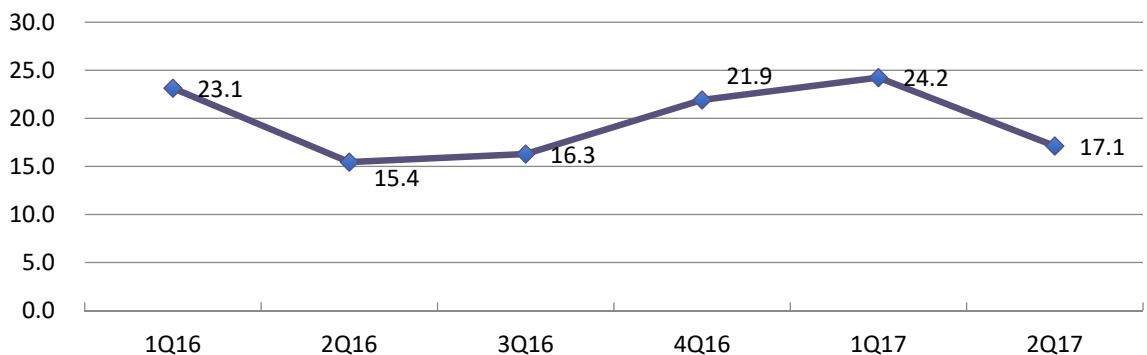
Sold Units vs Active Listings



Average Sold Price



Days on Market



This representation is based in whole or in part on content supplied by REcolorado®. REcolorado® does not guarantee nor is it in any way responsible for its accuracy. Content maintained by REcolorado® may not reflect all real estate activity in the market.

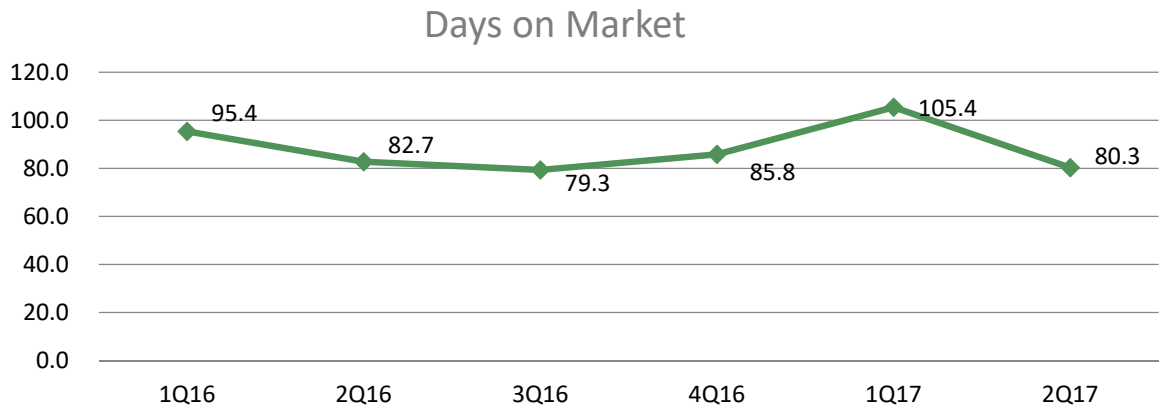
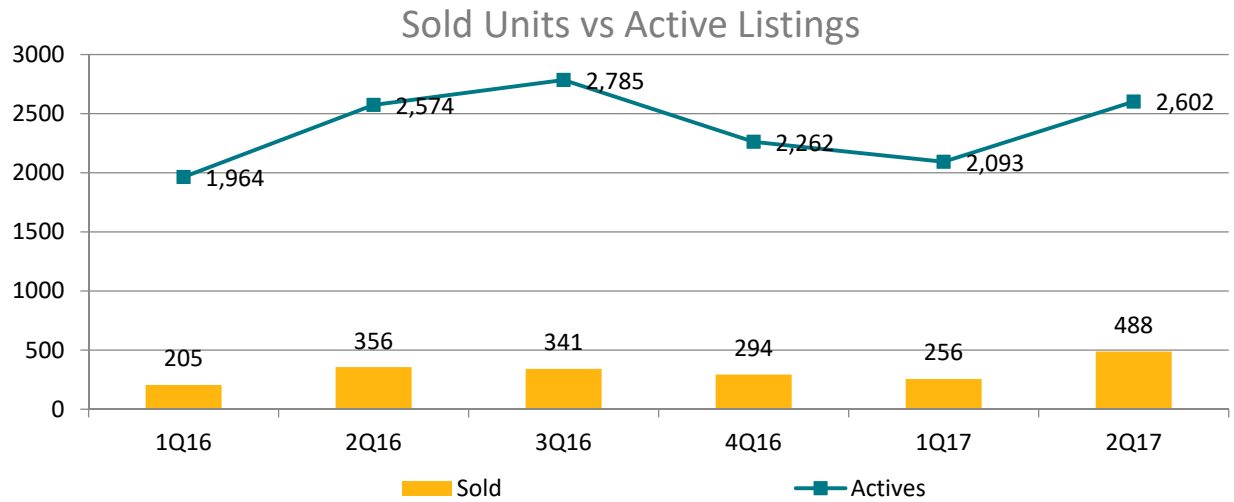


# 2Q 2017 Residential Market Report

Adams, Arapahoe, Broomfield, Denver, Douglas, Elbert & Jefferson Counties

## Over \$1,000,000

	2Q 2016	2Q 2017	% Change YoY
Units Sold	356	488	37.1%
Avg DOM	82.7	80.3	-3.0%
Active Listings	2,574	2,602	1.1%



This representation is based in whole or in part on content supplied by REcolorado®. REcolorado® does not guarantee nor is it in any way responsible for its accuracy. Content maintained by REcolorado® may not reflect all real estate activity in the market.