



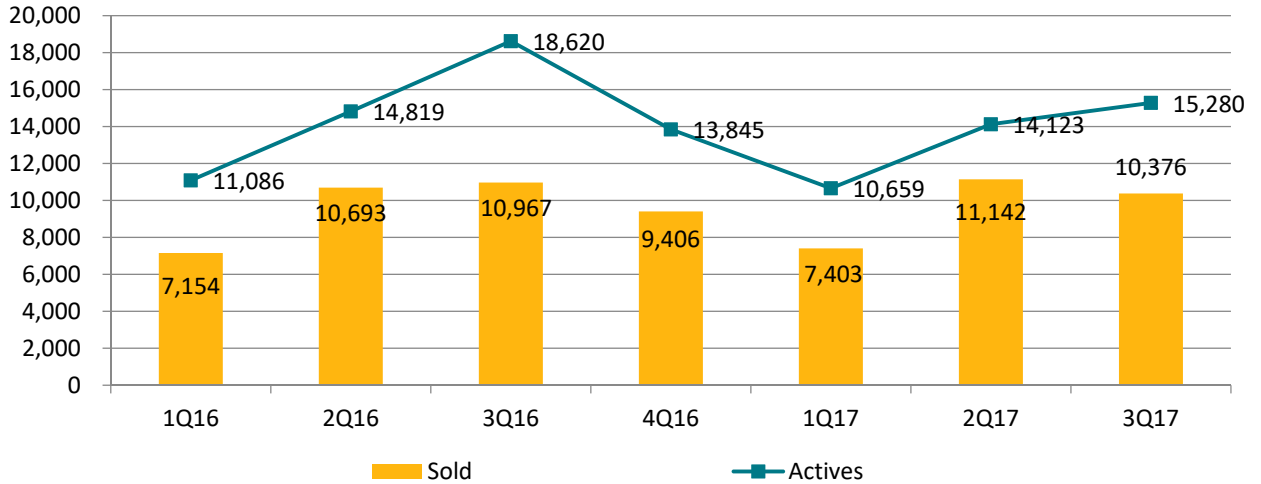
# 3Q 2017 Residential Market Report

Adams, Arapahoe, Broomfield, Denver, Douglas, Elbert & Jefferson Counties

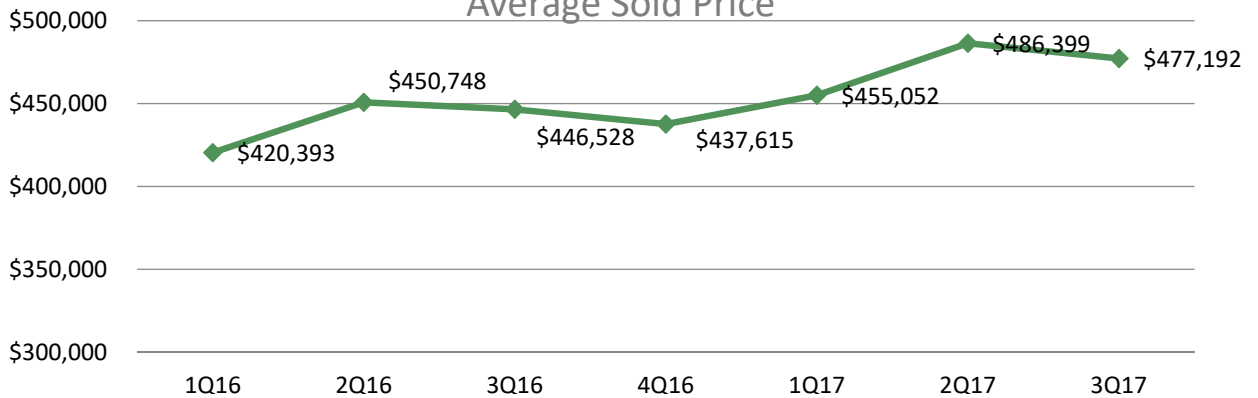
## Detached - Single Family

	3Q 2016	3Q 2017	% Change YoY
Units Sold	10,967	10,376	-5.4%
Avg DOM	22.3	22.6	1.1%
Avg Sold Price	\$446,528	\$477,192	6.9%
Active Listings	18,620	15,280	-17.9%

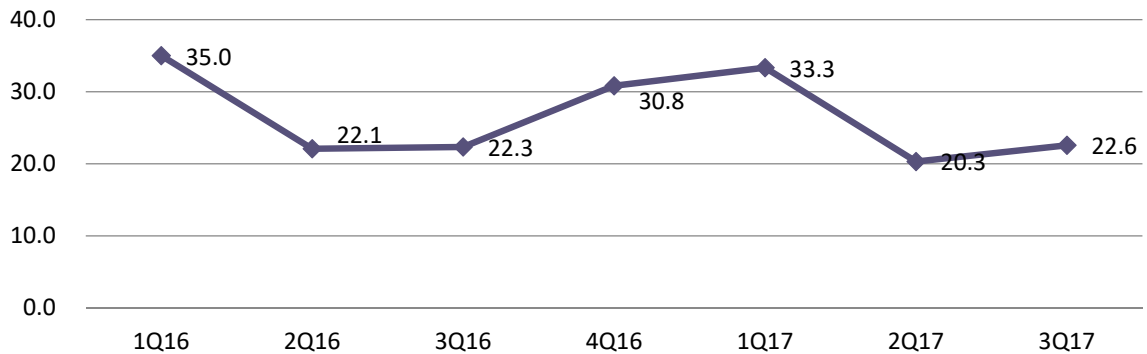
Sold Units vs Active Listings



Average Sold Price



Days on Market



This representation is based in whole or in part on content supplied by REcolorado®. REcolorado® does not guarantee nor is it in any way responsible for its accuracy. Content maintained by REcolorado® may not reflect all real estate activity in the market.



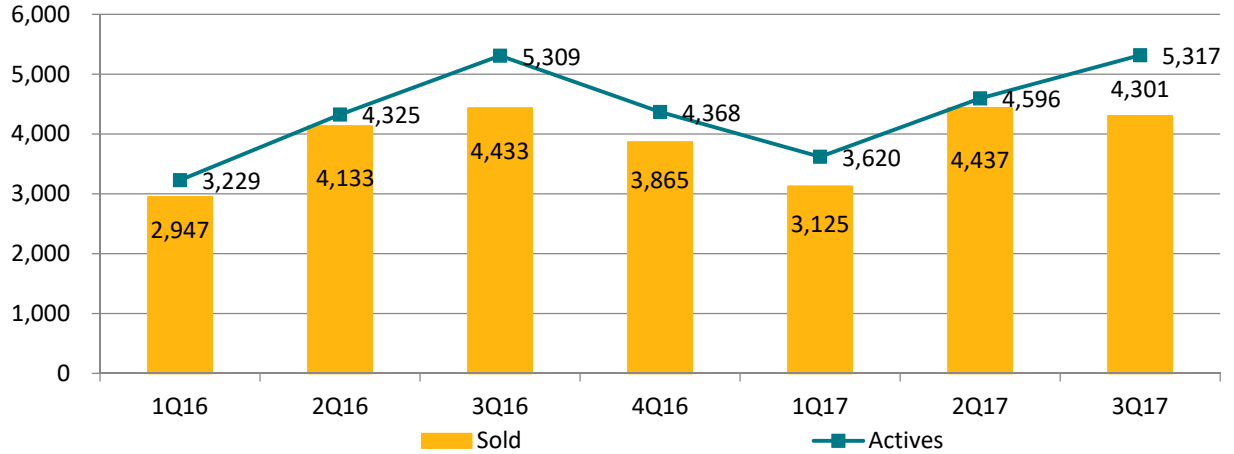
# 3Q 2017 Residential Market Report

Adams, Arapahoe, Broomfield, Denver, Douglas, Elbert & Jefferson Counties

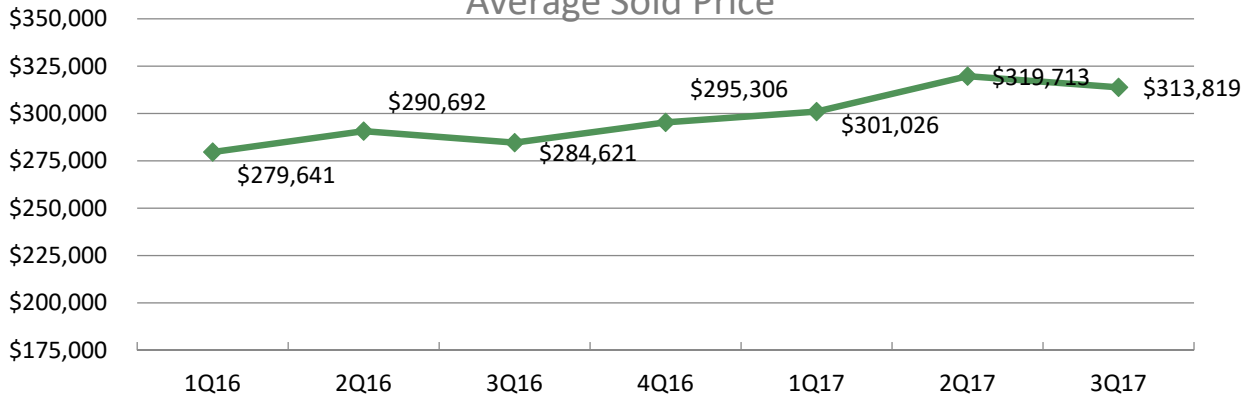
## Attached Condo/Townhome

	3Q 2016	3Q 2017	% Change YoY
Units Sold	4,433	4,301	-3.0%
Avg DOM	16.3	18.4	12.7%
Avg Sold Price	\$284,621	\$313,819	10.3%
Active Listings	5,309	5,317	0.2%

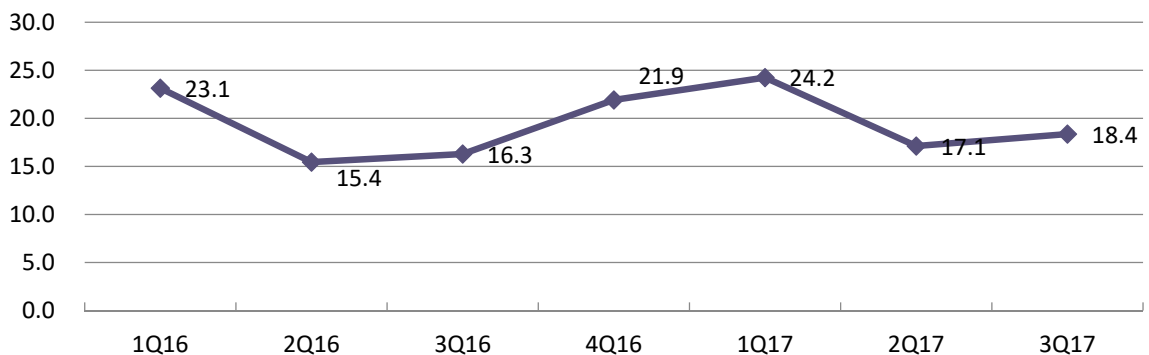
Sold Units vs Active Listings



Average Sold Price



Days on Market



This representation is based in whole or in part on content supplied by REcolorado®. REcolorado® does not guarantee nor is it in any way responsible for its accuracy. Content maintained by REcolorado® may not reflect all real estate activity in the market.

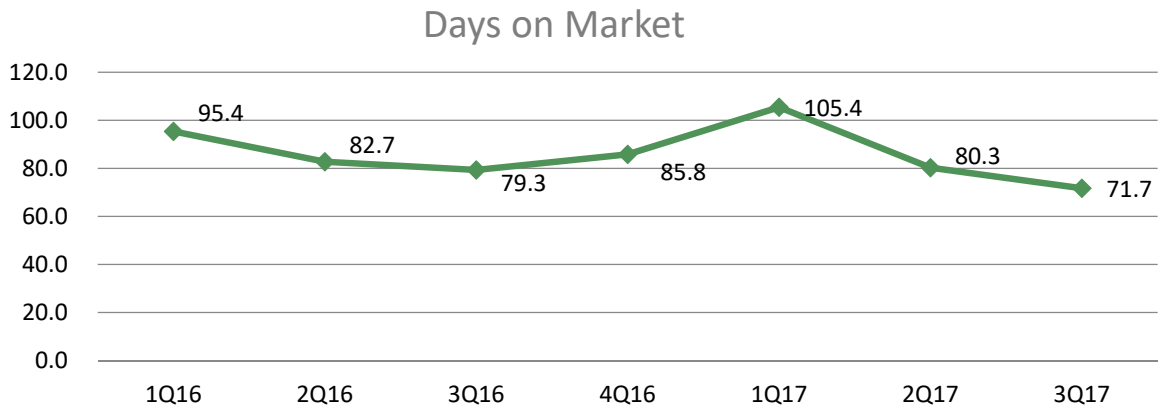
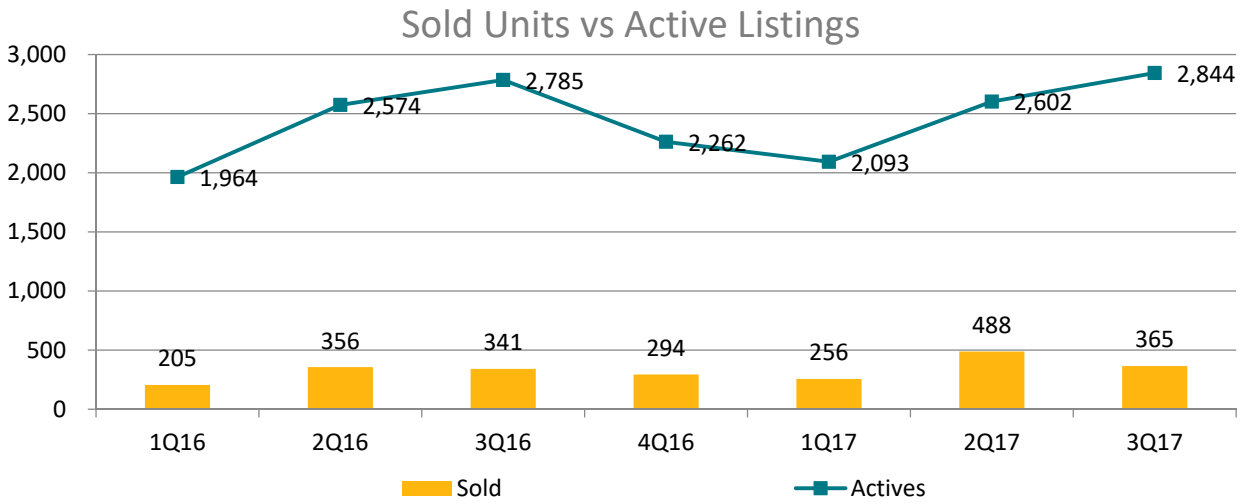


# 3Q 2017 Residential Market Report

Adams, Arapahoe, Broomfield, Denver, Douglas, Elbert & Jefferson Counties

## Over \$1,000,000

	3Q 2016	3Q 2017	% Change YoY
Units Sold	341	365	7.0%
Avg DOM	79.3	71.7	-9.6%
Active Listings	2,785	2,844	2.1%



This representation is based in whole or in part on content supplied by REcolorado®. REcolorado® does not guarantee nor is it in any way responsible for its accuracy. Content maintained by REcolorado® may not reflect all real estate activity in the market.