



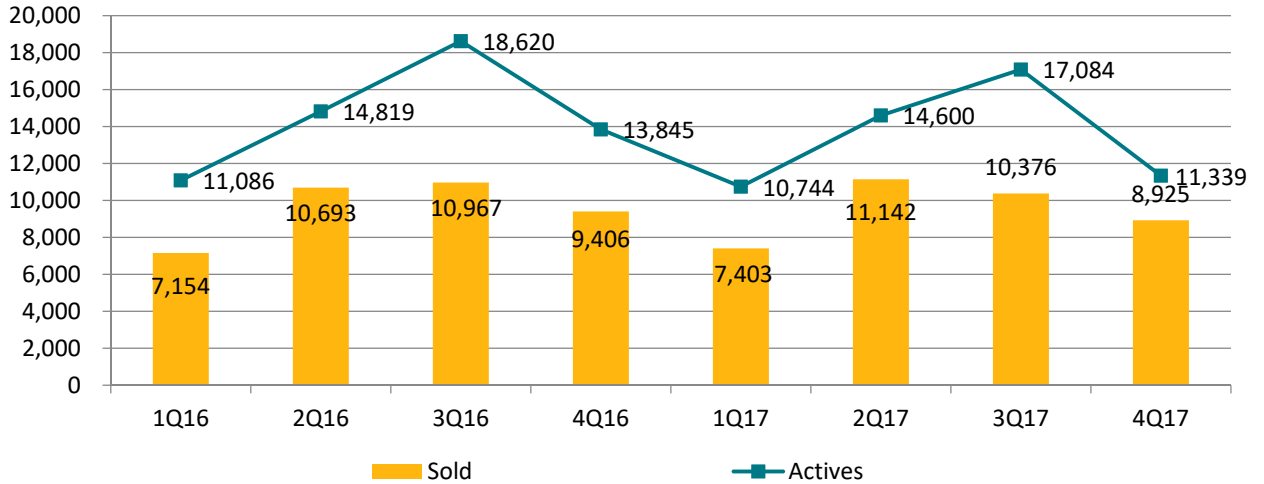
# 4Q 2017 Residential Market Report

Adams, Arapahoe, Broomfield, Denver, Douglas, Elbert & Jefferson Counties

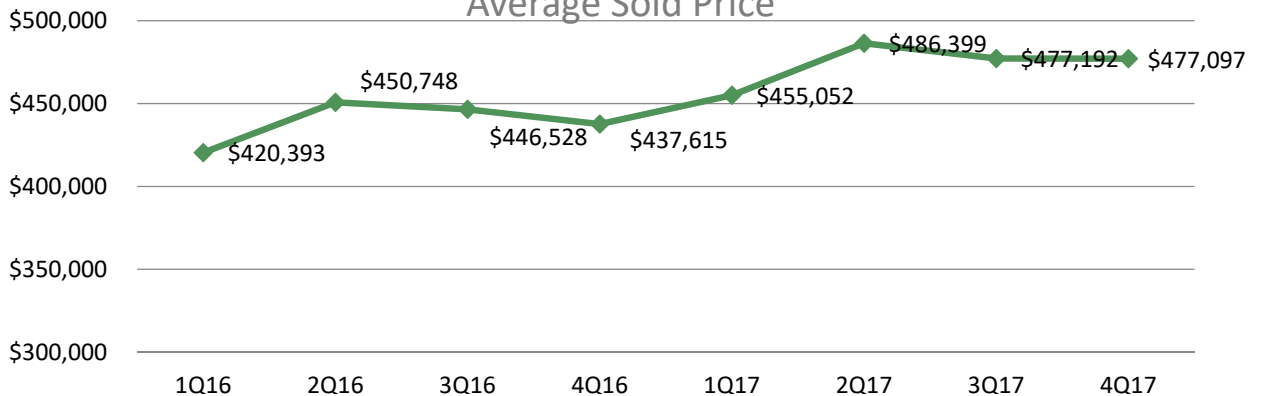
## Detached - Single Family

|                 | 4Q 2016   | 4Q 2017   | % Change YoY |
|-----------------|-----------|-----------|--------------|
| Units Sold      | 9,406     | 8,925     | -5.1%        |
| Avg DOM         | 30.8      | 31.2      | 1.2%         |
| Avg Sold Price  | \$437,615 | \$477,097 | 9.0%         |
| Active Listings | 13,845    | 11,339    | -18.1%       |

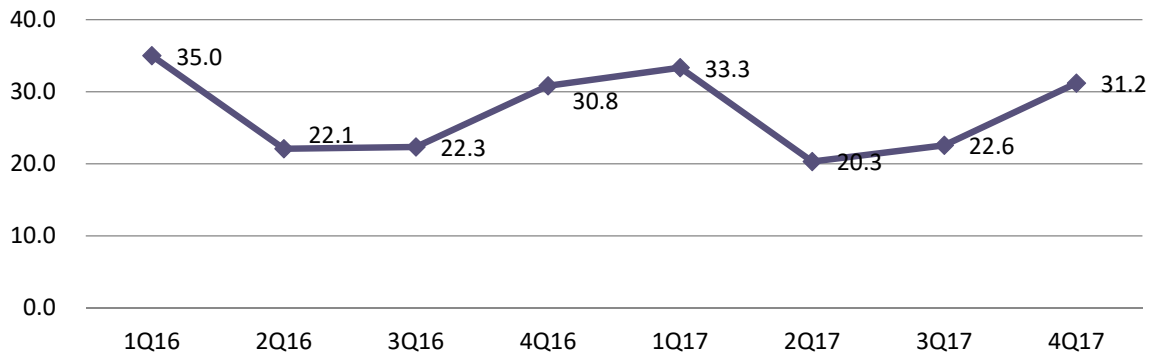
Sold Units vs Active Listings



Average Sold Price



Days on Market



This representation is based in whole or in part on content supplied by REcolorado®. REcolorado® does not guarantee nor is it in any way responsible for its accuracy. Content maintained by REcolorado® may not reflect all real estate activity in the market.



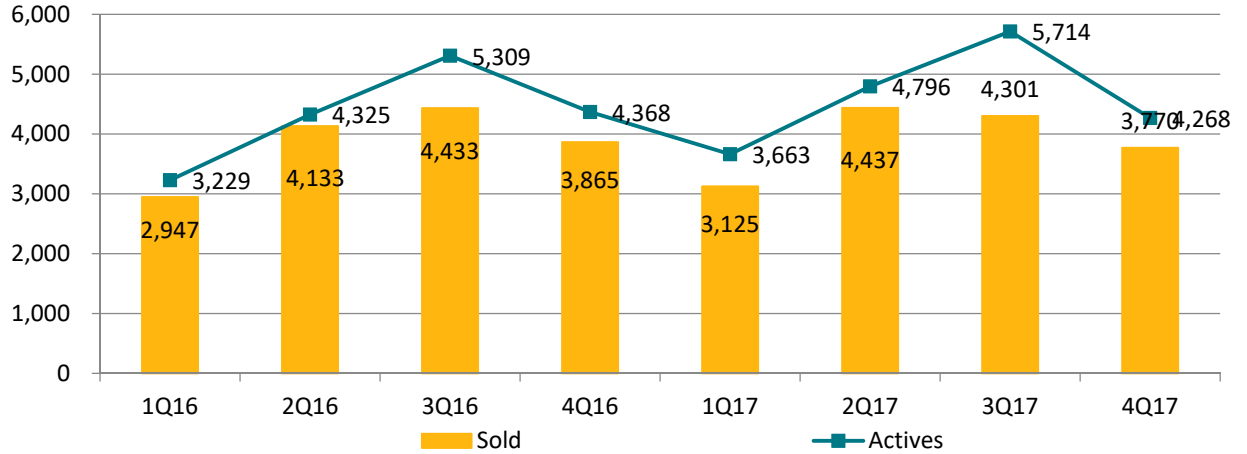
# 4Q 2017 Residential Market Report

Adams, Arapahoe, Broomfield, Denver, Douglas, Elbert & Jefferson Counties

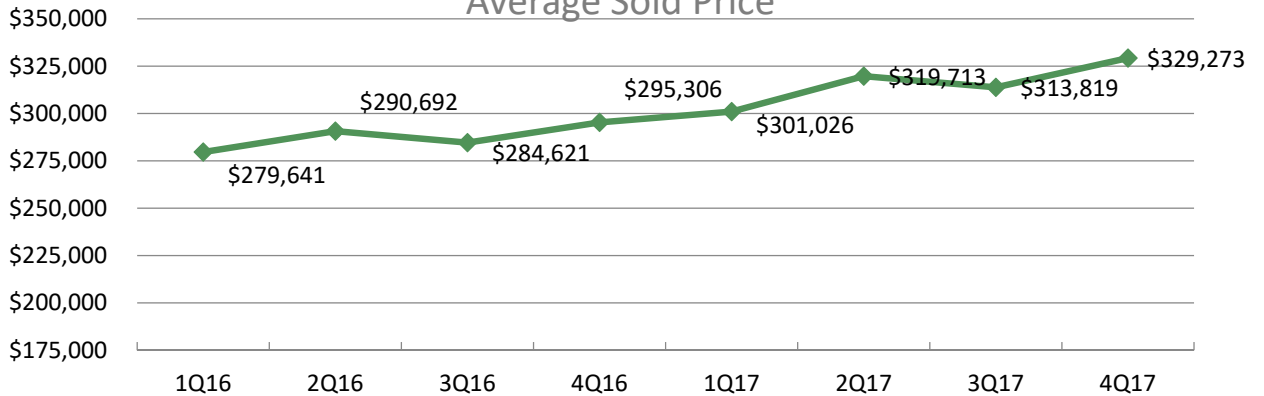
## Attached Condo/Townhome

|                 | 4Q 2016   | 4Q 2017   | % Change YoY |
|-----------------|-----------|-----------|--------------|
| Units Sold      | 3,865     | 3,770     | -2.5%        |
| Avg DOM         | 21.9      | 25.5      | 16.6%        |
| Avg Sold Price  | \$295,306 | \$329,273 | 11.5%        |
| Active Listings | 4,368     | 4,268     | -2.3%        |

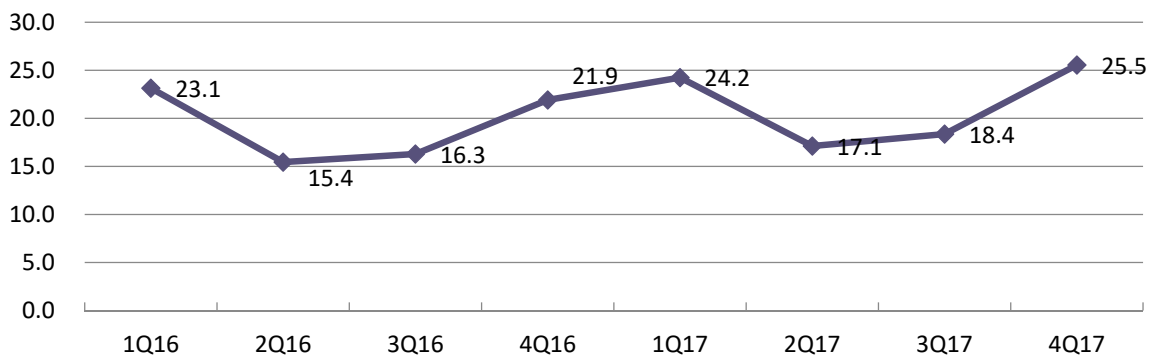
Sold Units vs Active Listings



Average Sold Price



Days on Market



This representation is based in whole or in part on content supplied by REcolorado®. REcolorado® does not guarantee nor is it in any way responsible for its accuracy. Content maintained by REcolorado® may not reflect all real estate activity in the market.

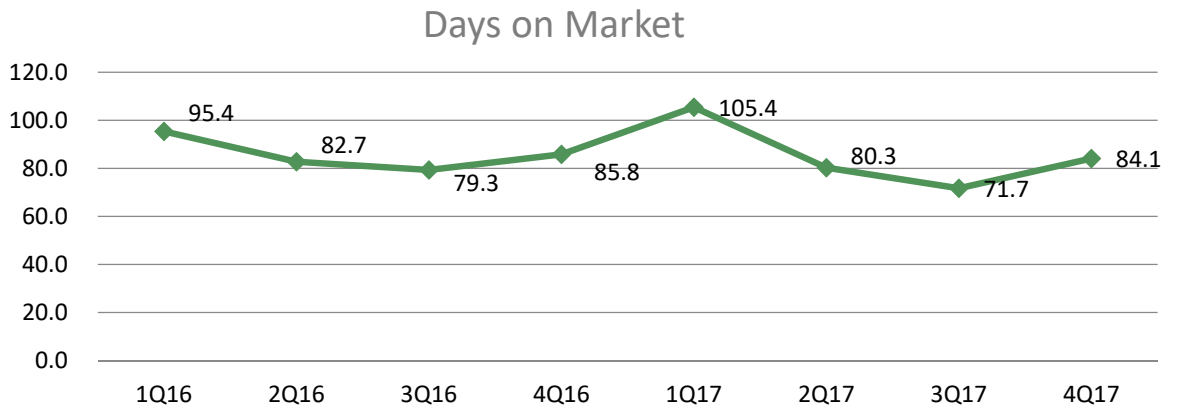
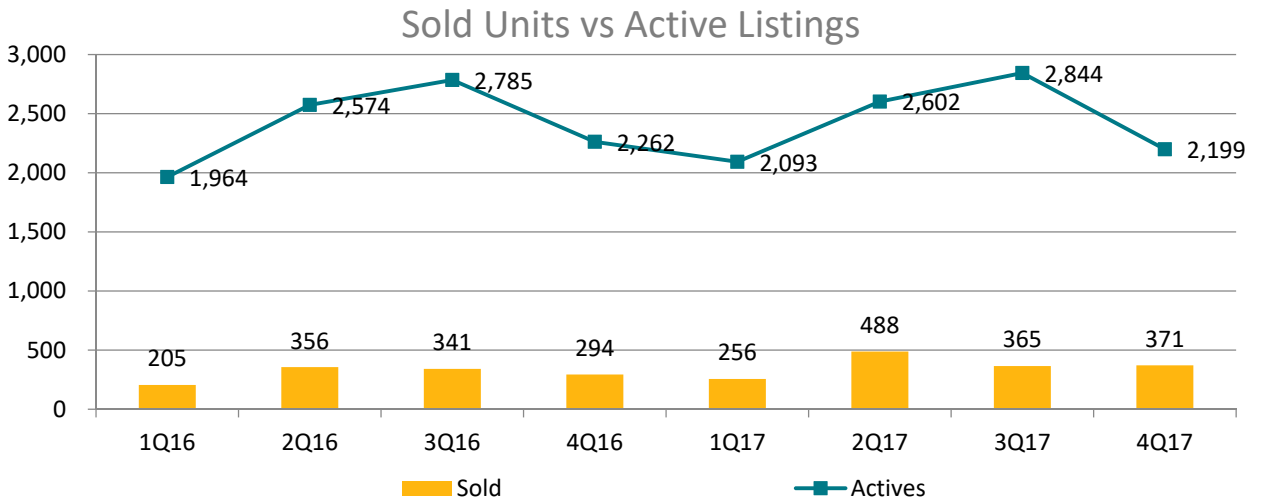


# 4Q 2017 Residential Market Report

Adams, Arapahoe, Broomfield, Denver, Douglas, Elbert & Jefferson Counties

## Over \$1,000,000

|                 | 4Q 2016 | 4Q 2017 | % Change YoY |
|-----------------|---------|---------|--------------|
| Units Sold      | 294     | 371     | 26.2%        |
| Avg DOM         | 85.8    | 84.1    | -2.0%        |
| Active Listings | 2,262   | 2,199   | -2.8%        |



This representation is based in whole or in part on content supplied by REcolorado®. REcolorado® does not guarantee nor is it in any way responsible for its accuracy. Content maintained by REcolorado® may not reflect all real estate activity in the market.