



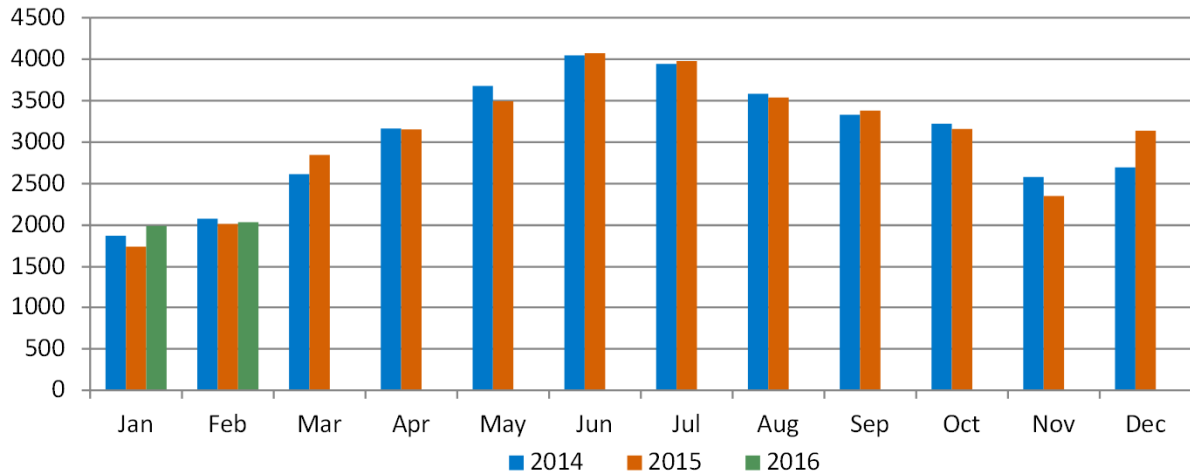
# February 2016 Residential Market Report

Adams, Arapahoe, Broomfield, Denver, Douglas, Elbert & Jefferson Counties

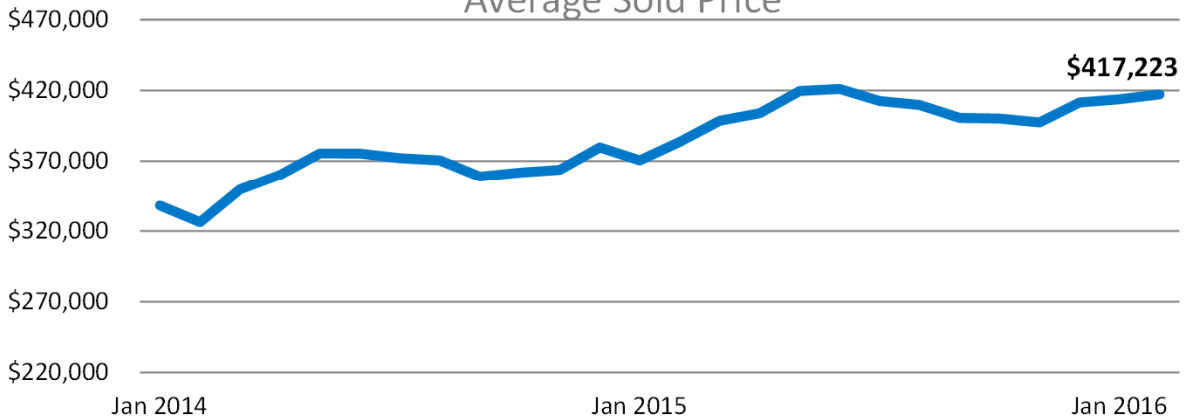
## Detached - Single Family

	2015	2016	Prior Month	% Change YoY	YTD
Units Sold	2,016	2,036	2.3%	1.0%	7.2%
Avg DOM	36.3	36.3	-4.5%	0.0%	
Avg Sold Price	\$383,676	\$417,223	0.8%	8.7%	

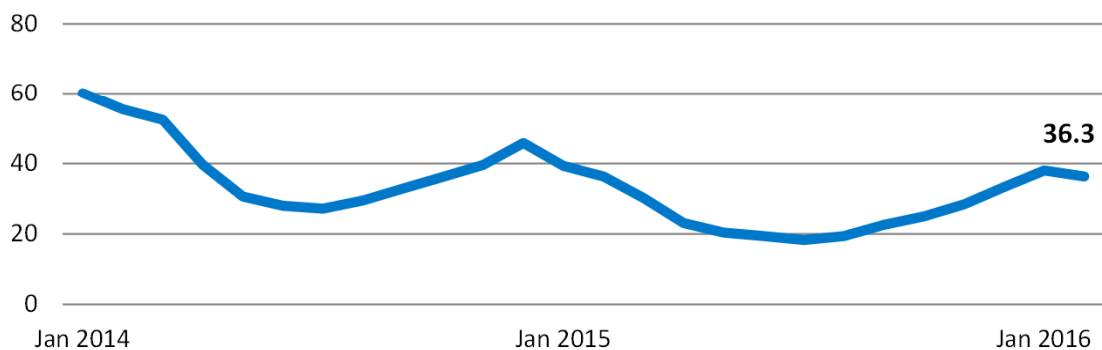
Sold Units



Average Sold Price



Days on Market



This representation is based in whole or in part on content supplied by REcolorado®. REcolorado® does not guarantee nor is it in any way responsible for its accuracy. Content maintained by REcolorado® may not reflect all real estate activity in the market.



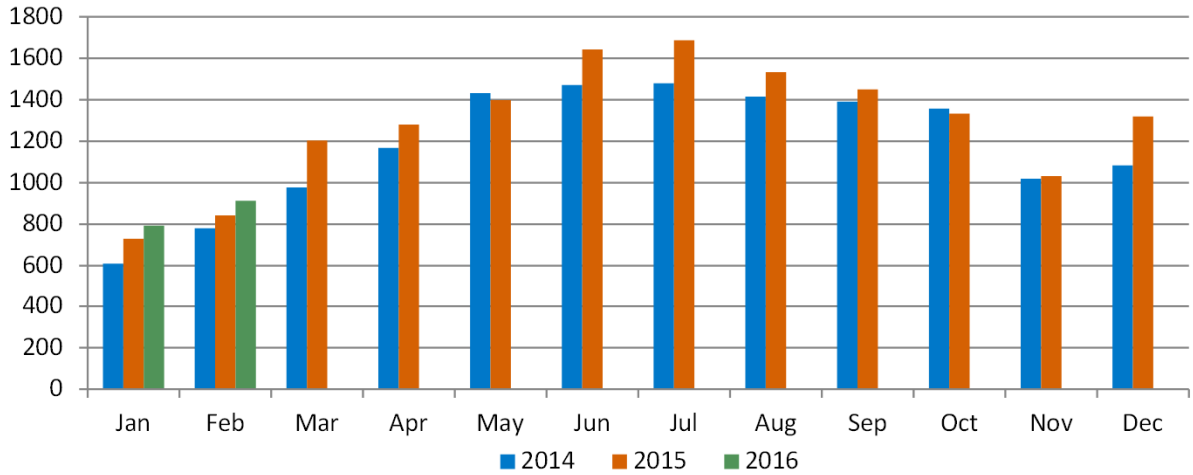
# February 2016 Residential Market Report

Adams, Arapahoe, Broomfield, Denver, Douglas, Elbert & Jefferson Counties

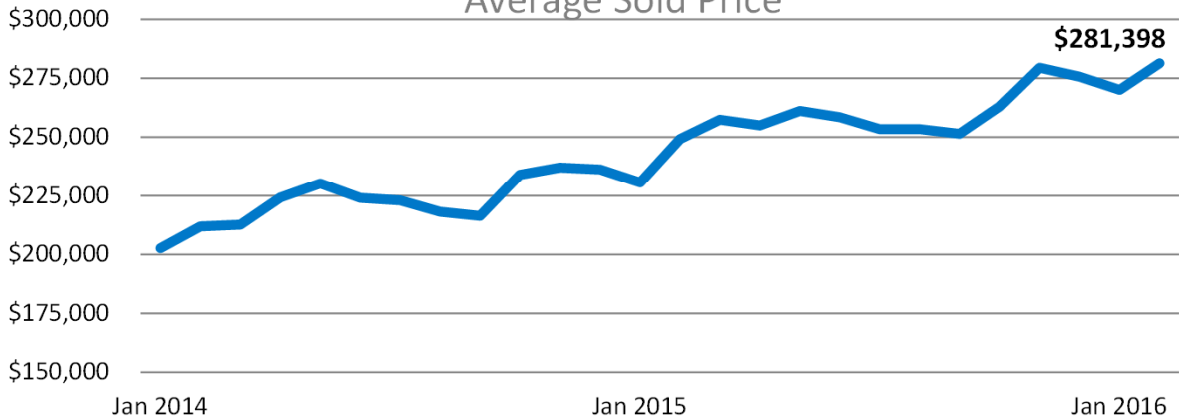
## Attached Condo/Townhome

	2015	2016	Prior Month	% Change YoY	YTD
Units Sold	843	913	15.1%	8.3%	8.5%
Avg DOM	32.3	23.6	-5.6%	-26.9%	
Avg Sold Price	\$249,183	\$281,398	4.2%	12.9%	

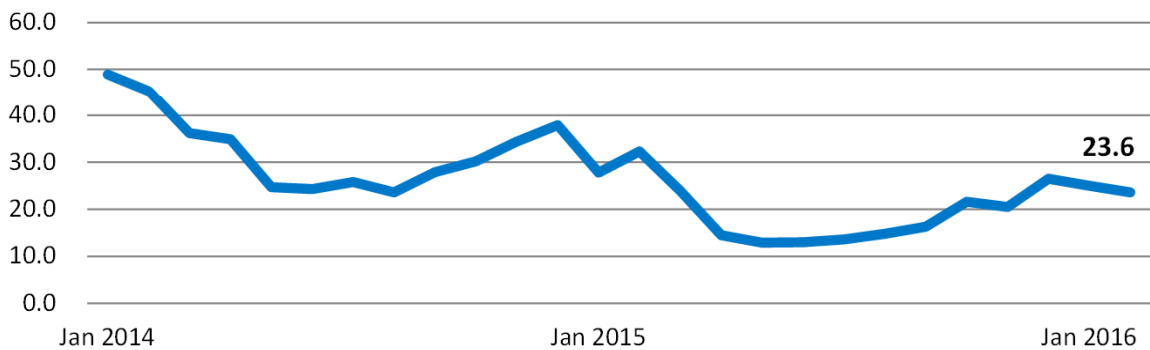
Sold Units



Average Sold Price



Days on Market



This representation is based in whole or in part on content supplied by REcolorado®. REcolorado® does not guarantee nor is it in any way responsible for its accuracy. Content maintained by REcolorado® may not reflect all real estate activity in the market.



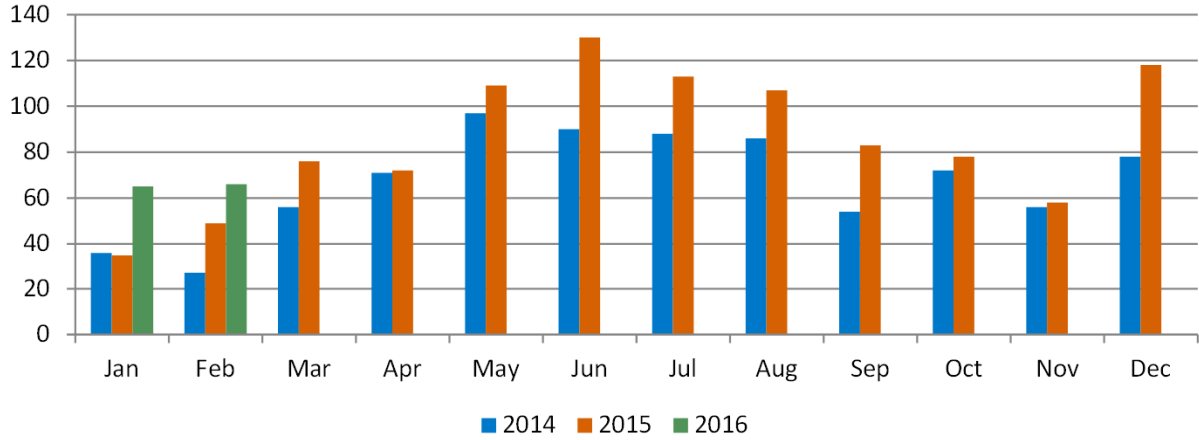
# February 2016 Residential Market Report

Adams, Arapahoe, Broomfield, Denver, Douglas, Elbert & Jefferson Counties

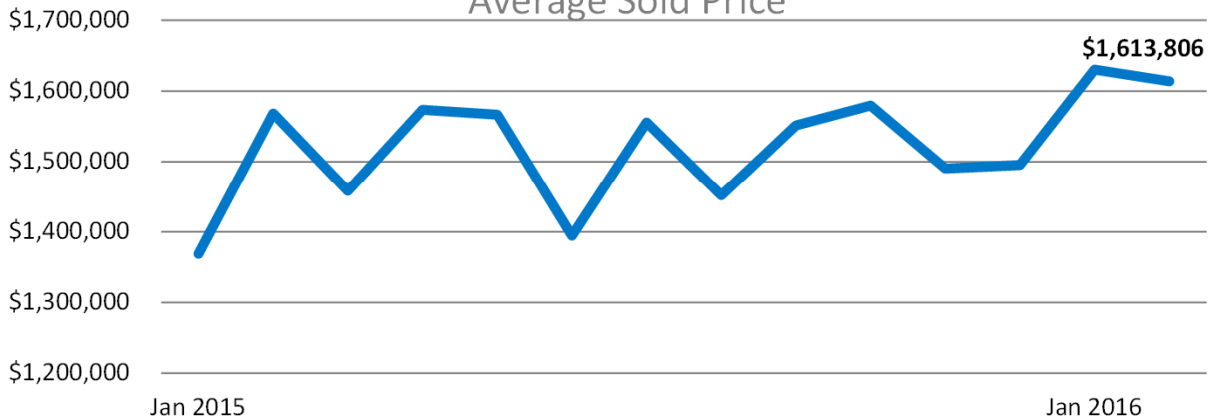
## Over \$1,000,000

	2015	2016	Prior Month	% Change YoY	YTD
Units Sold	49	66	-44.9%	85.7%	85.7%
Avg DOM	123.2	99.4	16.7%	-0.6%	
Avg Sold Price	\$1,568,313	\$1,613,806	9.0%	19.1%	

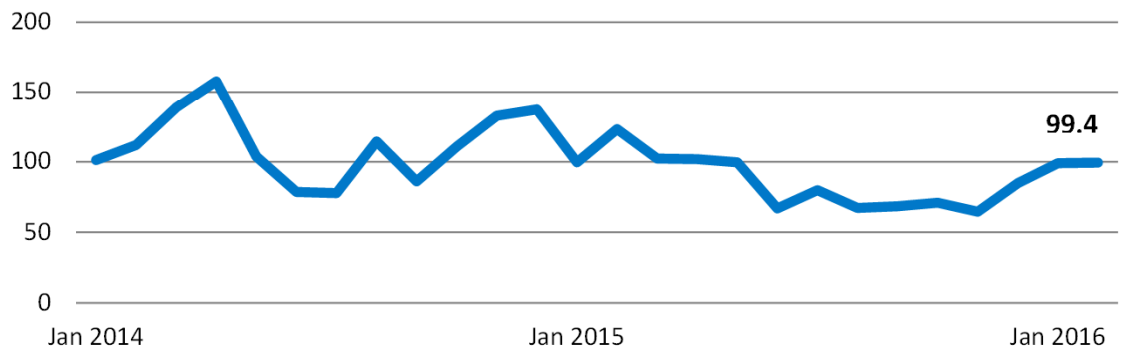
### Sold Units



### Average Sold Price



### Days on Market



This representation is based in whole or in part on content supplied by REcolorado®. REcolorado® does not guarantee nor is it in any way responsible for its accuracy. Content maintained by REcolorado® may not reflect all real estate activity in the market.