



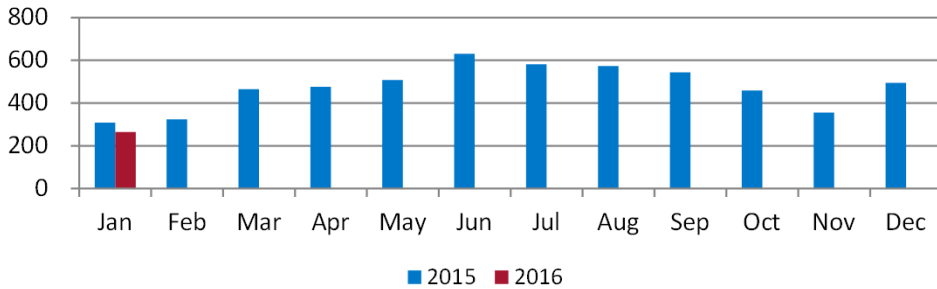
January 2016 Residential Market Report

Larimer County

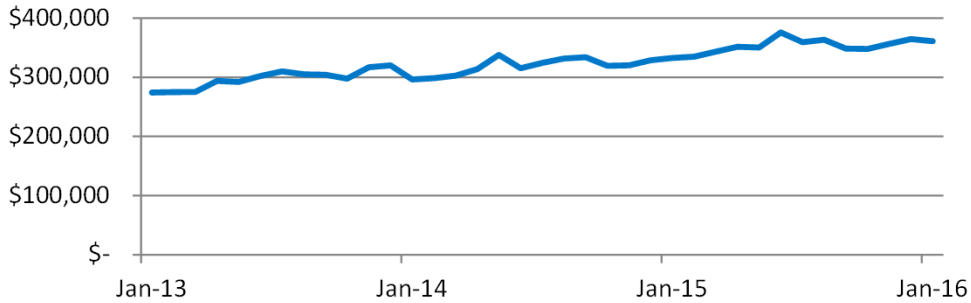
Detached - Single Family

	2014	2015	Prior Month	% Change MOM	% Change YoY
Units Sold - Month	308	264	494	-46.6%	-14.3%
Units Sold - YTD	308	264	5716	-95.4%	-14.3%
Average Days on Market	105	95	93	1.3%	-9.6%
Median Sales Price	\$295,000	\$ 325,000	\$333,123	-2.4%	10.2%
Average Sales Price	\$332,690	\$ 361,015	\$364,645	-1.0%	8.5%

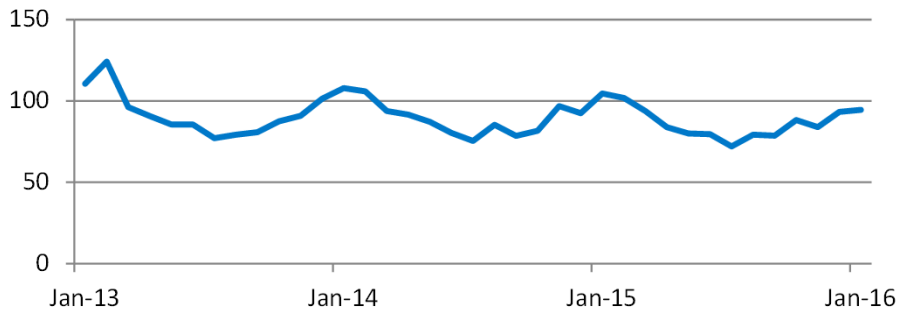
Units Sold



Average Sales Price



Days on Market





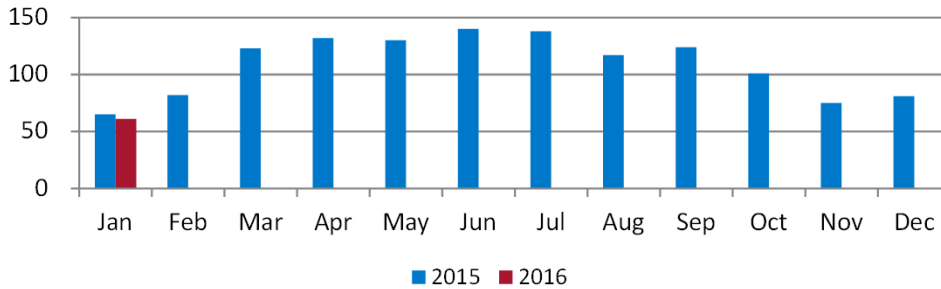
January 2016 Residential Market Report

Larimer County

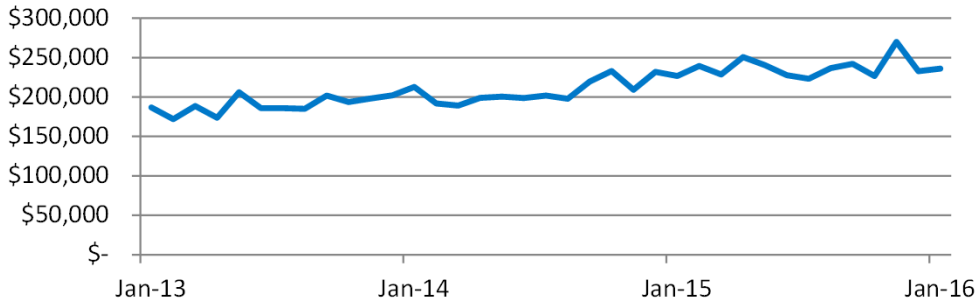
Attached - Condo / Townhome

	2014	2015	Prior Month	% Change MOM	% Change YoY
Units Sold - Month	65	61	81	-24.7%	-6.2%
Units Sold - YTD	65	61	1308	-95.3%	-6.2%
Average Days on Market	85	81	69	17.9%	-4.3%
Median Sales Price	\$220,782	\$ 212,500	\$222,000	-4.3%	-3.8%
Average Sales Price	\$226,718	\$ 236,036	\$232,723	1.4%	4.1%

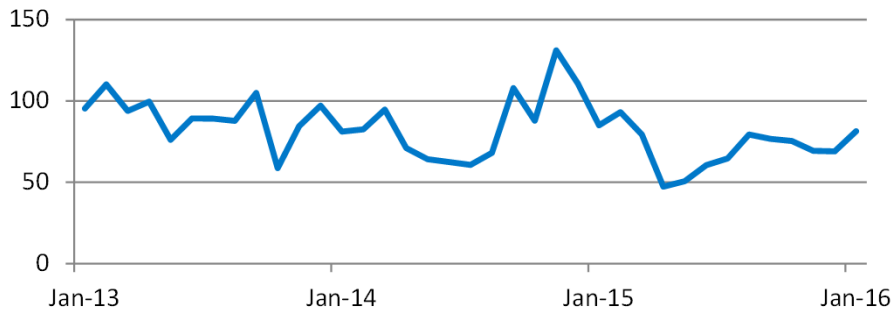
Units Sold



Average Sales Price



Days on Market





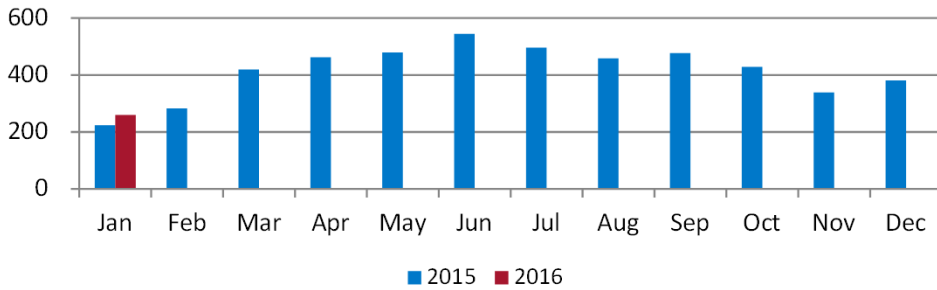
January 2016 Residential Market Report

Weld County

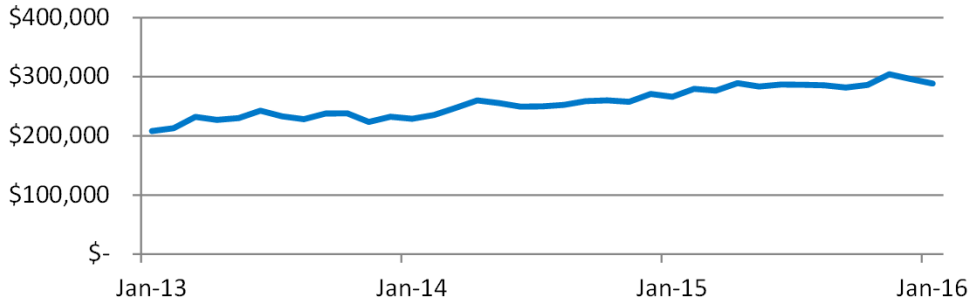
Detached - Single Family

	2014	2015	Prior Month	% Change MOM	% Change YoY
Units Sold - Month	224	260	381	-31.8%	16.1%
Units Sold - YTD	224	260	4990	-94.8%	16.1%
Average Days on Market	95	93	82	12.2%	-3.0%
Median Sales Price	\$239,250	\$ 269,900	\$270,000	0.0%	12.8%
Average Sales Price	\$266,154	\$ 288,582	\$296,098	-2.5%	8.4%

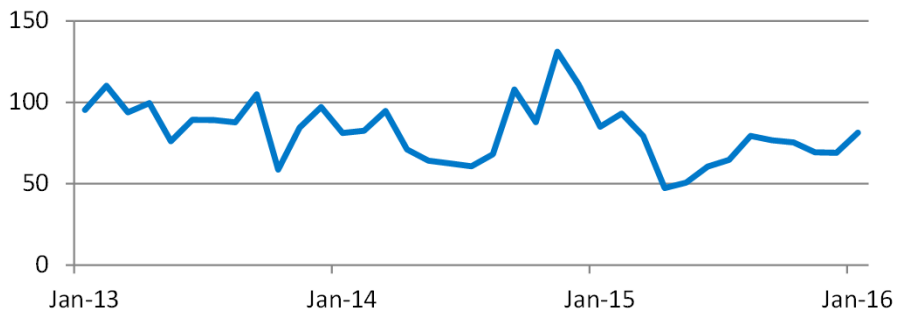
Units Sold



Average Sales Price



Days on Market





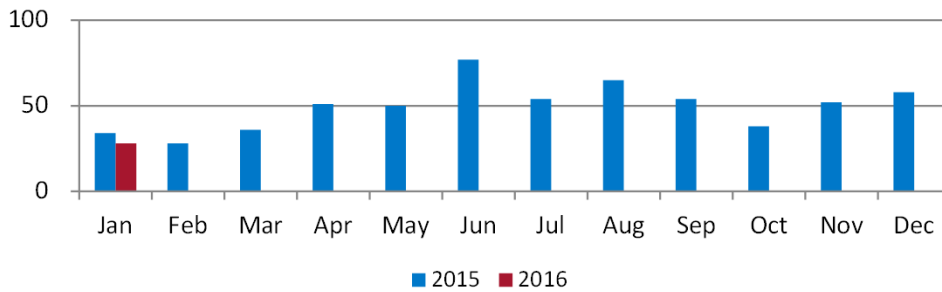
January 2016 Residential Market Report

Weld County

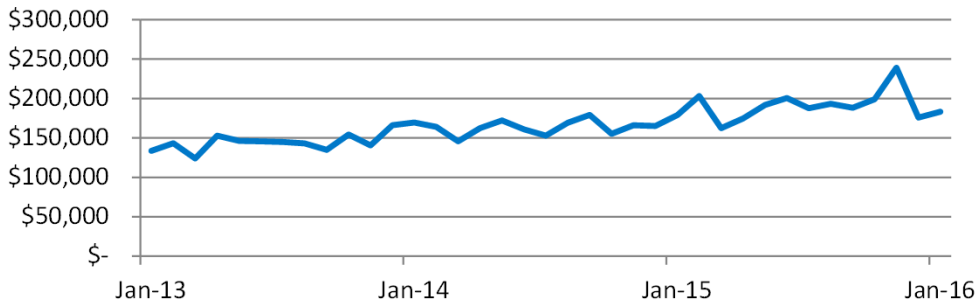
Attached - Condo / Townhome

	2014	2015	Prior Month	% Change MOM	% Change YoY
Units Sold - Month	34	28	58	-51.7%	-17.6%
Units Sold - YTD	34	28	597	-95.3%	-17.6%
Average Days on Market	74	67	66	2.0%	-10.1%
Median Sales Price	\$169,448	\$ 191,500	\$172,950	10.7%	13.0%
Average Sales Price	\$178,918	\$ 183,202	\$175,840	4.2%	2.4%

Units Sold



Average Sales Price



Days on Market

