

2016 Residential Market Report

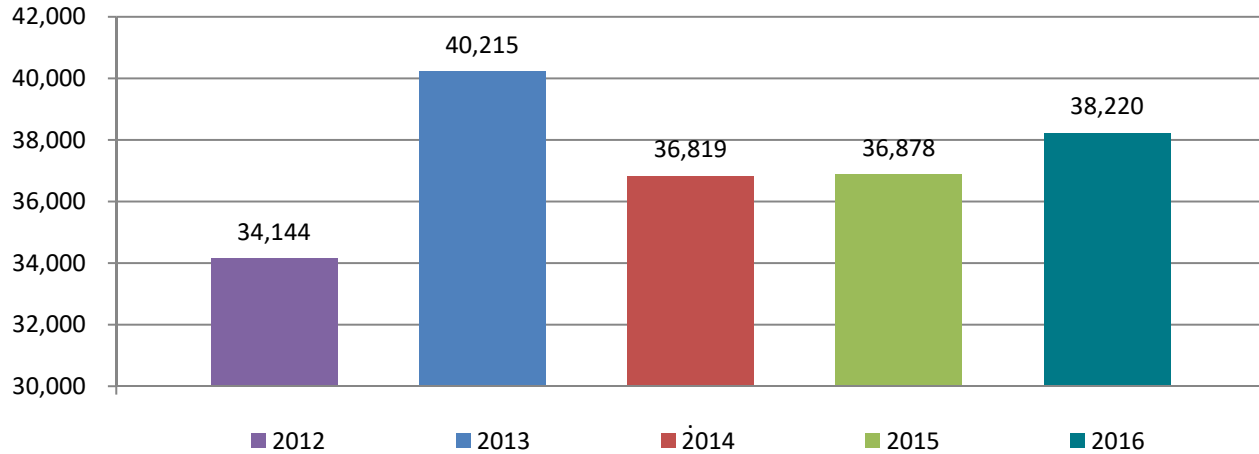
Adams, Arapahoe, Broomfield, Denver, Douglas, Elbert & Jefferson Counties



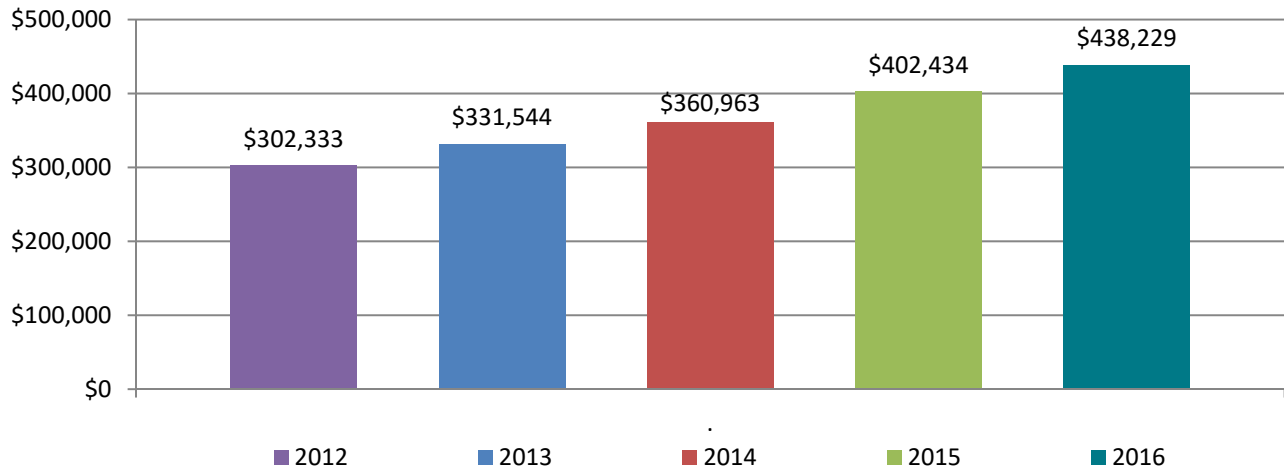
Detached - Single Family

	2014	2015	2016	% Change YOY
Units Sold	36,819	36,878	38,220	3.6%
Avg DOM	39.8	26.3	27.8	5.7%
Avg Sold Price	\$360,963	\$402,434	\$438,229	8.9%

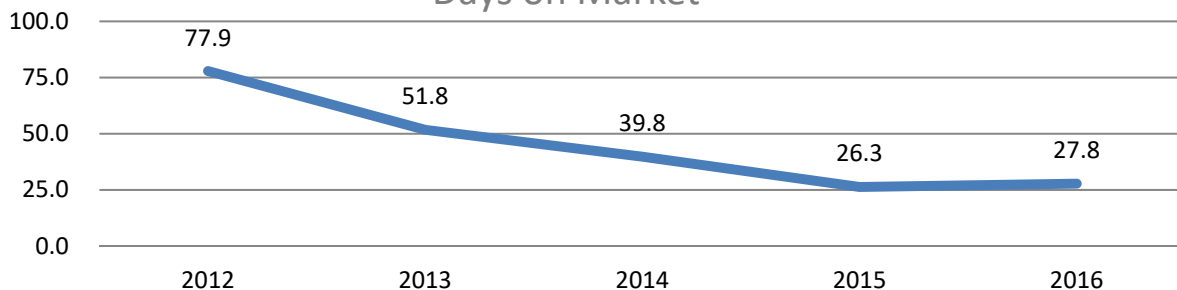
Sold Units



Average Sold Price



Days on Market



This representation is based in whole or in part on content supplied by REcolorado®. REcolorado® does not guarantee nor is it in any way responsible for its accuracy. Content maintained by REcolorado® may not reflect all real estate activity in the market.

2016 Residential Market Report

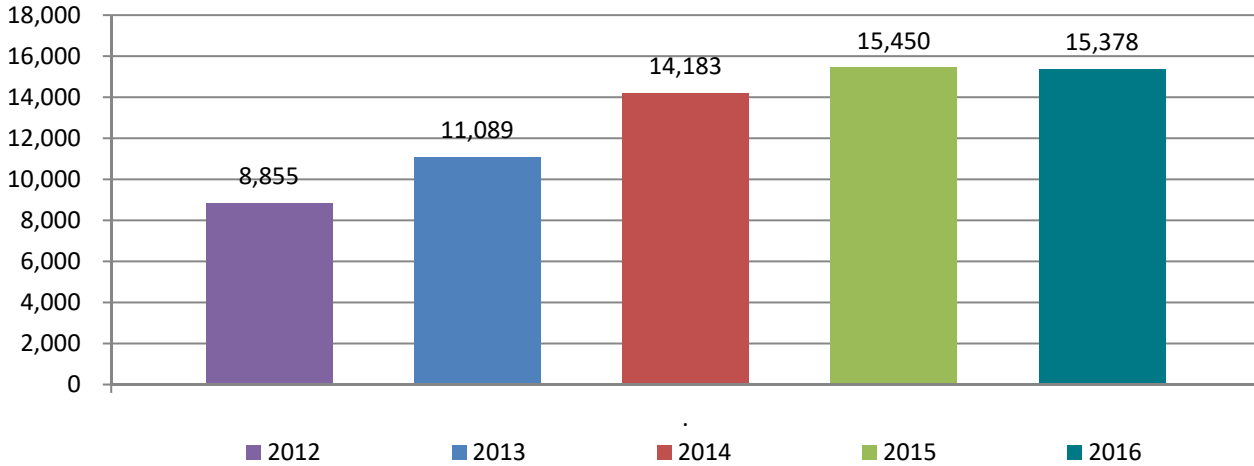
Adams, Arapahoe, Broomfield, Denver, Douglas, Elbert & Jefferson Counties



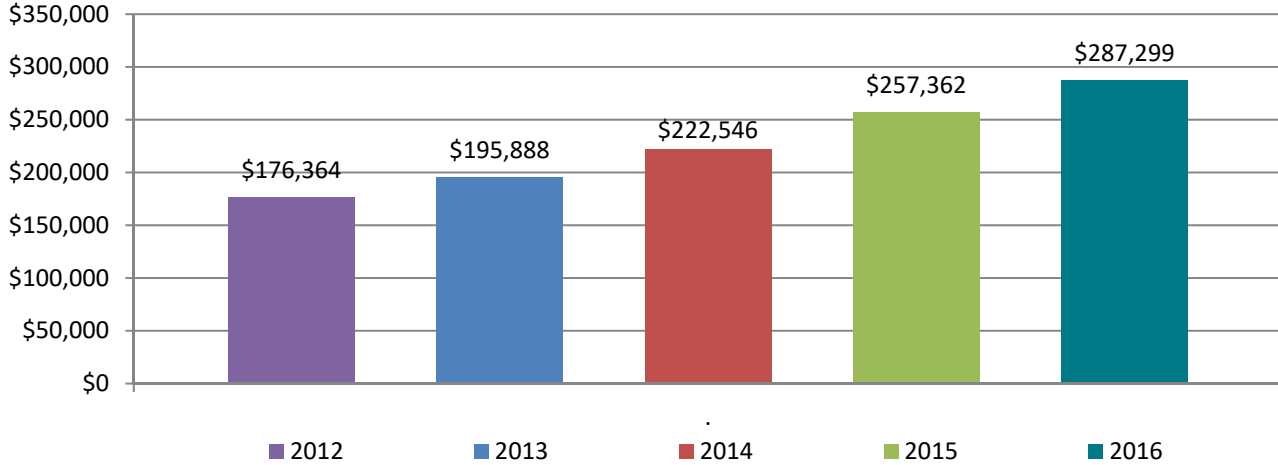
Attached Condo/Townhome

	2014	2015	2016	% Change YOY
Units Sold	14,183	15,450	15,378	-0.5%
Avg DOM	32.8	19.8	19.3	-2.5%
Avg Sold Price	\$222,546	\$257,362	\$287,299	11.6%

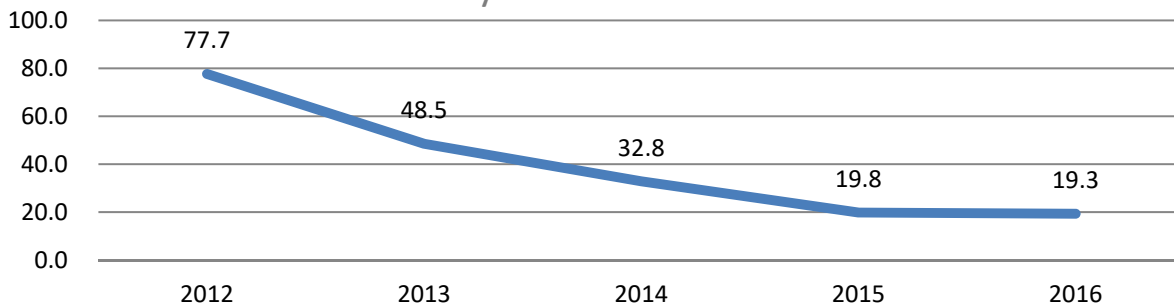
Sold Units



Average Sold Price



Days on Market



This representation is based in whole or in part on content supplied by REcolorado®. REcolorado® does not guarantee nor is it in any way responsible for its accuracy. Content maintained by REcolorado® may not reflect all real estate activity in the market.

2016 Residential Market Report

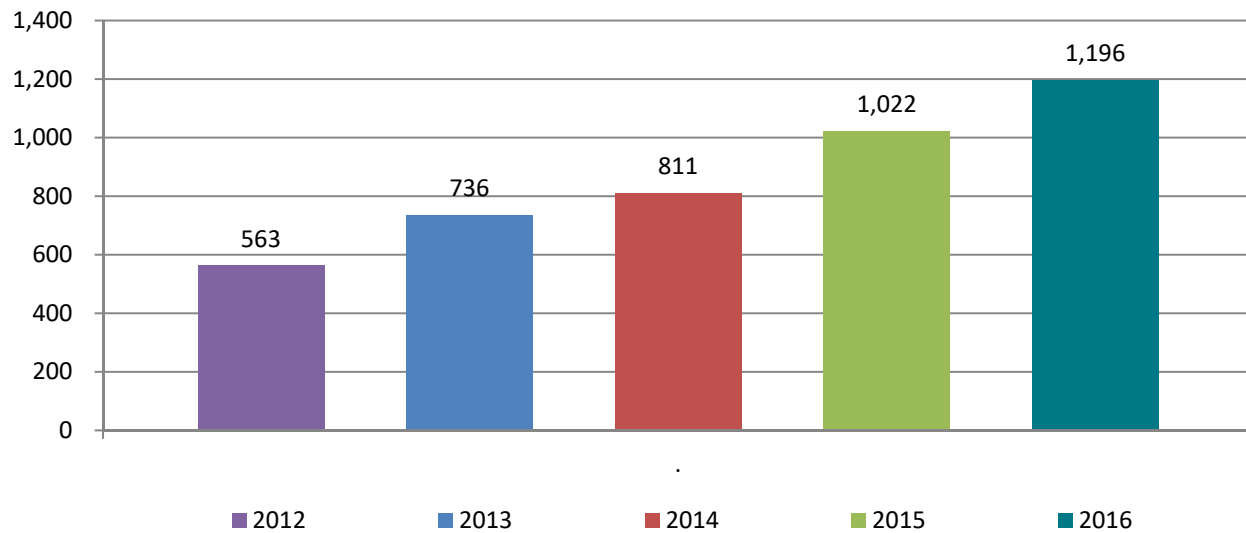
Adams, Arapahoe, Broomfield, Denver, Douglas, Elbert & Jefferson Counties



Over \$1,000,000

	2014	2015	2016	% Change YOY
Units Sold	811	1,022	1,196	17.0%
Avg DOM	112.6	87.4	86.5	-1.0%

Sold Units



Days on Market

