



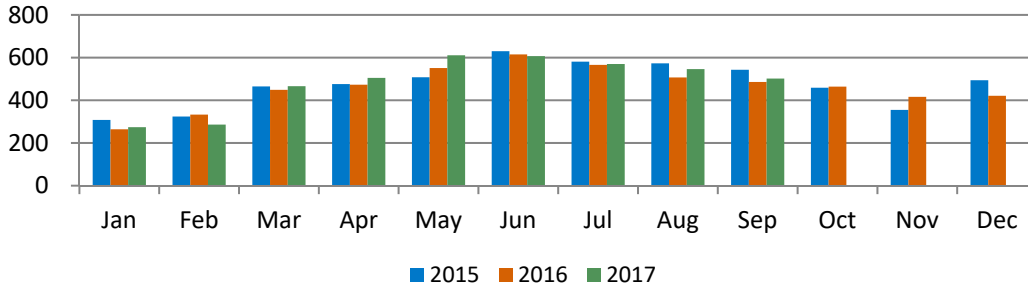
September 2017 Residential Market Report

Larimer County

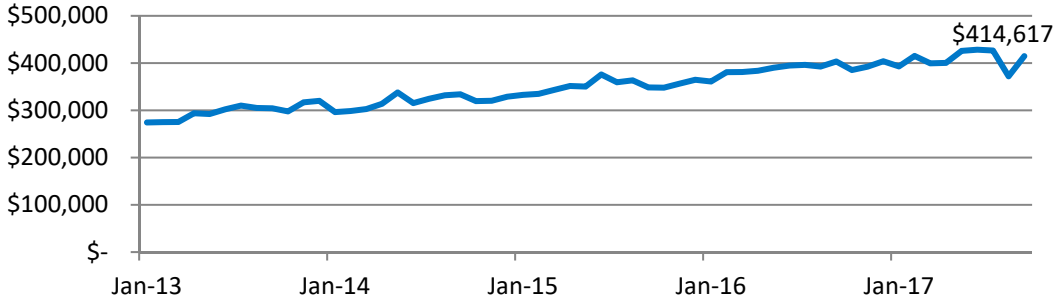
Detached - Single Family

	2016	2017	Prior Month	% Change MOM	% Change YoY
Units Sold - Month	486	502	546	-8.1%	3.3%
Units Sold - YTD	4,244	4,367	3865	13.0%	2.9%
Average Days on Market	75	78	71	9.9%	4.1%
Median Sales Price	\$353,280	\$ 359,030	\$357,995	0.3%	1.6%
Average Sales Price	\$403,338	\$ 414,617	\$371,976	11.5%	2.8%

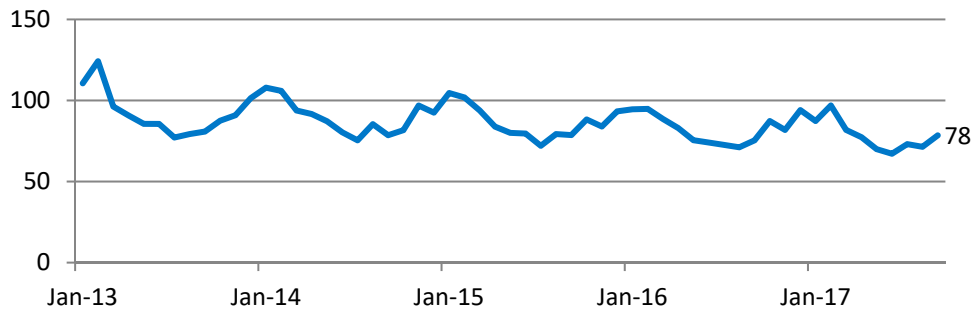
Units Sold



Average Sales Price



Days on Market





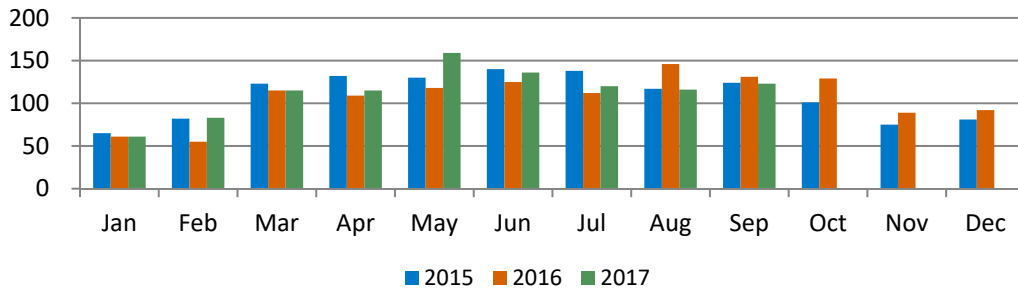
September 2017 Residential Market Report

Larimer County

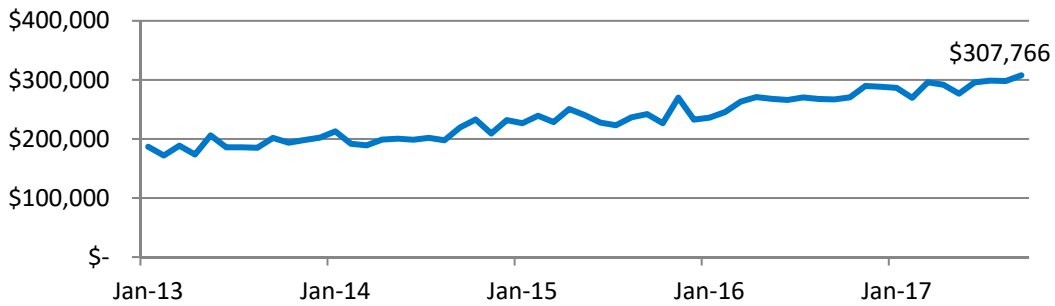
Attached - Condo / Townhome

	2016	2017	Prior Month	% Change MOM	% Change YoY
Units Sold - Month	131	123	116	6.0%	-6.1%
Units Sold - YTD	972	1,028	905	13.6%	5.8%
Average Days on Market	83	103	53	94.6%	24.2%
Median Sales Price	\$255,600	\$ 295,132	\$249,950	18.1%	15.5%
Average Sales Price	\$266,895	\$ 307,766	\$298,139	3.2%	15.3%

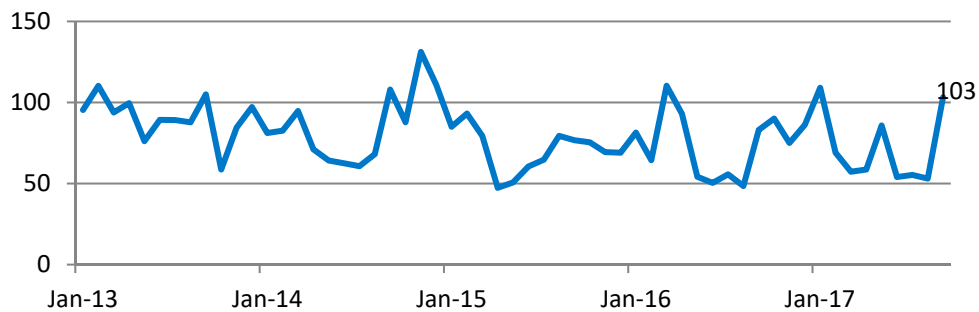
Units Sold



Average Sales Price



Days on Market





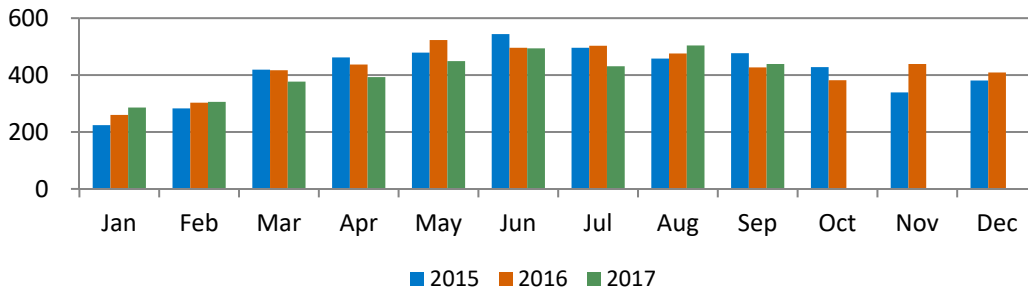
September 2017 Residential Market Report

Weld County

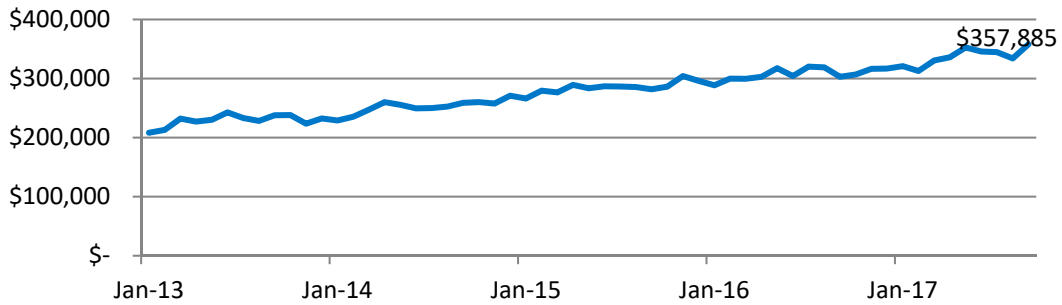
Detached - Single Family

	2016	2017	Prior Month	% Change MOM	% Change YoY
Units Sold - Month	427	439	504	-12.9%	2.8%
Units Sold - YTD	3,842	3,679	3240	13.5%	-4.2%
Average Days on Market	69	64	63	1.4%	-7.7%
Median Sales Price	\$288,375	\$ 329,900	\$328,524	0.4%	14.4%
Average Sales Price	\$302,965	\$ 357,885	\$334,056	7.1%	18.1%

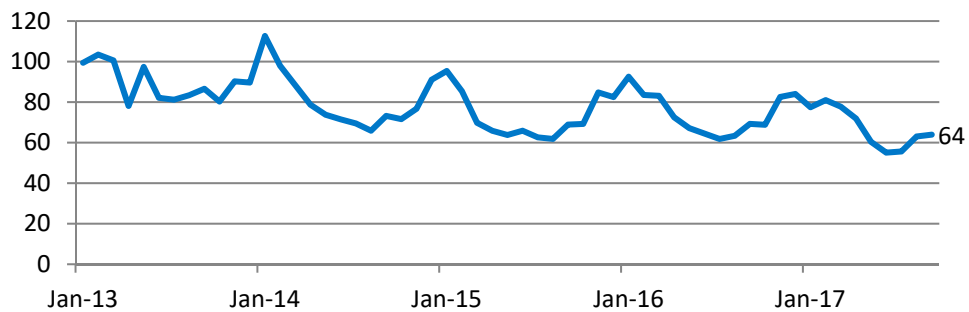
Units Sold



Average Sales Price



Days on Market





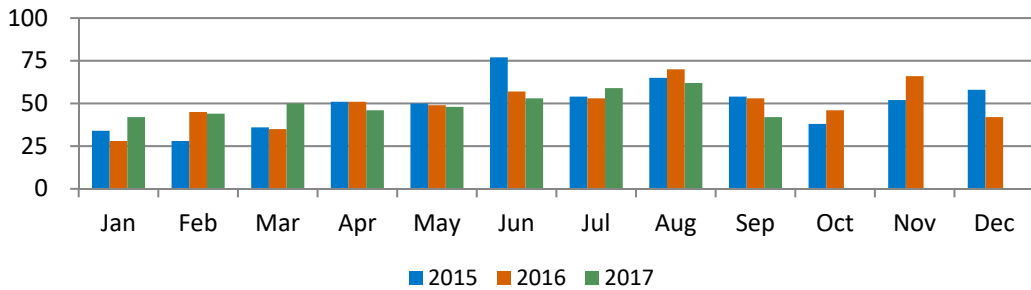
September 2017 Residential Market Report

Weld County

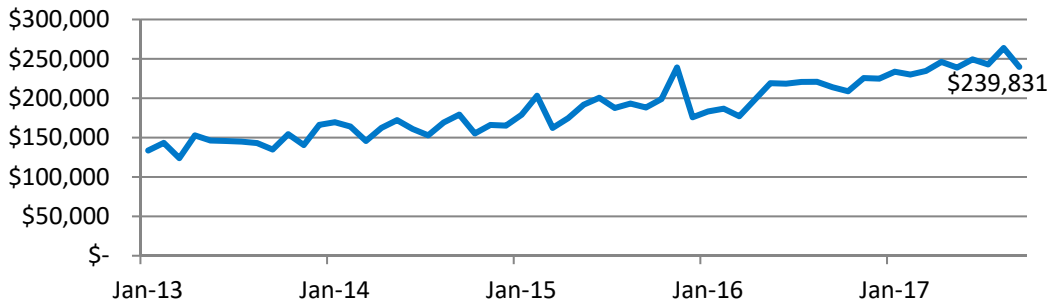
Attached - Condo / Townhome

	2016	2017	Prior Month	% Change MOM	% Change YoY
Units Sold - Month	53	42	62	-32.3%	-20.8%
Units Sold - YTD	441	446	404	10.4%	1.1%
Average Days on Market	47	54	44	21.2%	14.8%
Median Sales Price	\$217,500	\$ 227,000	\$250,000	-9.2%	4.4%
Average Sales Price	\$213,950	\$ 239,831	\$263,756	-9.1%	12.1%

Units Sold



Average Sales Price



Days on Market

